2026 - 2027

TROUT

Our trout feeds guarantee unparalleled and efficient growth while minimizing the impact on the environment. Some of our products are extremely well suited for aquaculture in Recirculating Aquaculture Systems (RAS).



- S — Sinking feed
- F — Floating feed
- SF — Semi-floating feed
- LAP free — Free from land animal protein
- High digestiblity
- RAS — Designed for RAS
- With astaxanthine
- N+P — Low nitrogen and phosphorus emission
- Improved resistance
- Ω-3 — Omega-3 fatty acids

Alltech® COPPENS

DEDICATED TO YOUR PERFORMANCE



AQUATE™

Innovative premix in all **Alltech Coppens'** feeds.

- Optimizes growth
- Supports immune response
- Optimizes digestive function
- Contributes to mucous barrier protection
- Contributes to external barrier protection

BIO-MOS®

is a mannan-oligosaccharide, which is known to bind and drain opportunistic bacteria. This can result in a significant improvement of the intestinal flora. Additionally, it can improve the structure and length of the microvilli in the gut through which the nutrient intake can increase. **BIO-MOS®** contributes to mucous barrier protection.

ACTIGEN®

is derived from yeast cell walls and supports the fish's immune response. **Actigen®** furthermore optimizes growth in fish.

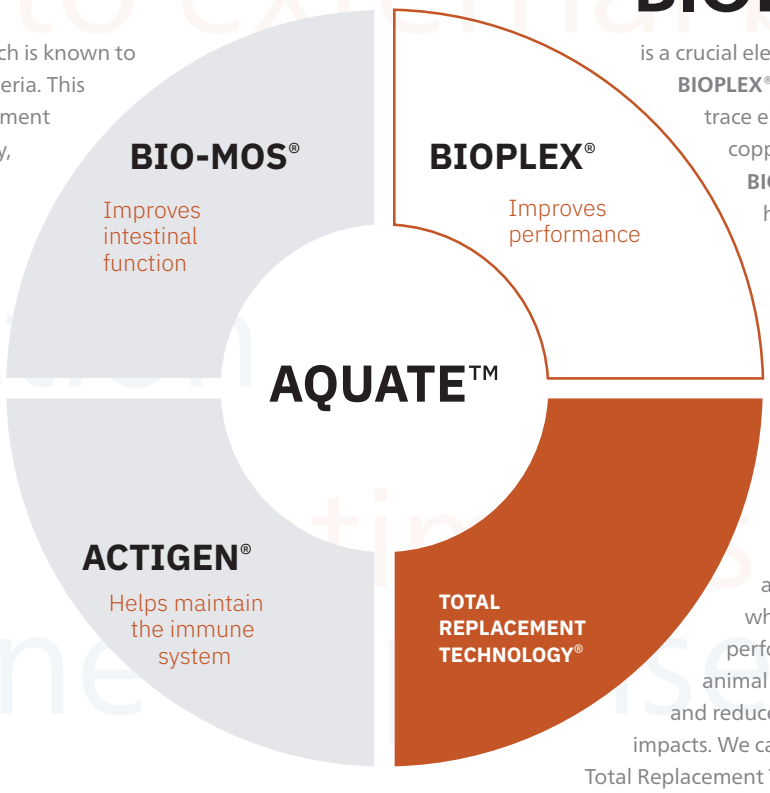

BIOPLEX®

is a crucial element in our new premix. **BIOPLEX®** are organically bound trace elements such as zinc, copper, manganese & iron. With **BIOPLEX®** we can improve the health, growth & performance of the fish.

Break with tradition and feed your animals the modern way.

Alltech has proven that chelated trace minerals in the form of Bioplex® and Sel-Plex® can be included at significantly lower levels while improving animal performance. This optimizes animal mineral requirements and reduces negative environmental impacts. We call this innovation Alltech's Total Replacement Technology™ (TRT).



Alltech® COPPENS

Trout feed overview

Traditional farming

Semi - intensive

Intensive

RAS

Granulates

- Advance
- Top

Micro pellets

- Advance
- Top

Pre Growers

- Pre Grower-18
- Nutri Digest
- Crystal

Growers

- Supreme-22
- Float Star
- Nutri Digest
- Royal Star
- Ultra
- Ceres Alpine
- Crystal

Growers with Astax

- Supreme Astax
- Royal Fario Astax
- Royal Star Astax
- Crystal Astax

Broodstock

- Repro













Alltech® COPPENS

ADVANCE

- For semi-intensive farming
- High performance
- High survival
- Medium energy starter diet

COMPOSITION:

Analyses (%)	0.2-0.3 mm	0.3-0.5 mm	0.5-0.8 mm	1.0 mm	1.5 mm
Protein	56	56	56	54	54
Fat	15	15	15	15	15
Crude fibre	0,3	0,3	0,3	0,5	0,5
Ash	10,46	10,46	10,46	9,34	9,34
Total P	1,71	1,71	1,71	1,59	1,59
Vitamins added					
Vitamin A (IE/kg)	16667	16667	16667	11995	11995
Energy (MJ/kg)					
Gross Energy	21,0	21,0	21,0	21,1	21,1
Digestible Energy	19,2	19,2	19,2	19,0	19,0

FEEDING TABLE FOR OPTIMAL GROWTH

Fish weight (g)	Feed size (mm)	< 6 °C	6 °C	8 °C	10 °C	12 °C	14 °C	16 °C	18 °C	> 18 °C
0.10-0.15	0.2-0.3	According to fish's appetite	2,68	3,24	3,91	4,73	5,72	6,92	5,61	According to fish's appetite & O2 level
0.15-0.2	0.3-0.5		2,45	2,97	3,59	4,34	5,25	6,35	5,14	
0.2-0.5	0.5-0.8		2,19	2,65	3,21	3,88	4,69	5,67	4,60	
0.5-2.0	1.0		1,79	2,16	2,61	3,16	3,82	4,62	3,75	
2-5	1.0/1.5		1,43	1,73	2,10	2,54	3,07	3,71	3,01	
5-12	1.5		1,18	1,43	1,72	2,09	2,52	3,05	2,47	

* The feeding advice is expressed in % biomass/day.

* This feeding table is a guideline only and based on optimal conditions.

ECOLOGICAL FIGURES:

Discharge per 1000 kg production

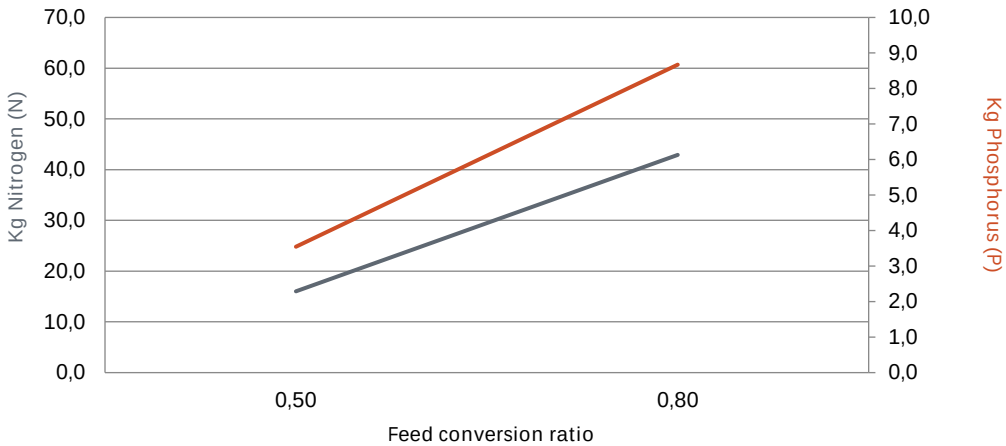

The values of the nutrients and vitamins are from the time of writing.

These values can vary due to natural variation in the ingredients. We reserve the right to change our recipe.

For the exact values we refer to the label.

11-2026

Alltech® COPPENS

TOP

- High energy starter diet
- Intensive farming
- High performance
- High survival
- Phase feed for optimal efficiency

COMPOSITION:

Analyses (%)	0.3-0.5 mm	0.5-0.8 mm	1.0 mm	1.5 mm
Protein	63	62	58	56
Fat	17	18	20	22
Crude fibre	0,3	0,3	0,2	0,2
Ash	9,7	9,6	9,9	9,4
Total P	1,56	1,54	1,53	1,40
Vitamins added				
Vitamin A (IE/kg)	16667	16667	13333	13333
Energy (MJ/kg)				
Gross Energy	22,8	23,0	22,5	23,2
Digestible Energy	21,2	21,4	20,9	21,4

FEEDING TABLE FOR OPTIMAL GROWTH

Fish weight (g)	Feed size (mm)	< 6 °C	6 °C	8 °C	10 °C	12 °C	14 °C	16 °C	18 °C	> 18 °C
<0.2	0.3-0.5	According to fish's appetite	2,41	2,91	3,52	4,26	5,15	6,23	5,05	According to fish's appetite & O2 level
0.2-0.5	0.5-0.8		2,15	2,60	3,15	3,81	4,61	5,57	4,51	
0.5-2.0	1.0		1,67	2,02	2,44	2,95	3,57	4,32	3,50	
2-5	1.0/1.5		1,36	1,64	1,99	2,40	2,91	3,51	2,85	
5-12	1.5		1,14	1,38	1,66	2,01	2,43	2,94	2,38	

* The feeding advice is expressed in % biomass/day.

* This feeding table is a guideline only and based on optimal conditions.

ECOLOGICAL FIGURES:

Discharge per 1000 kg production

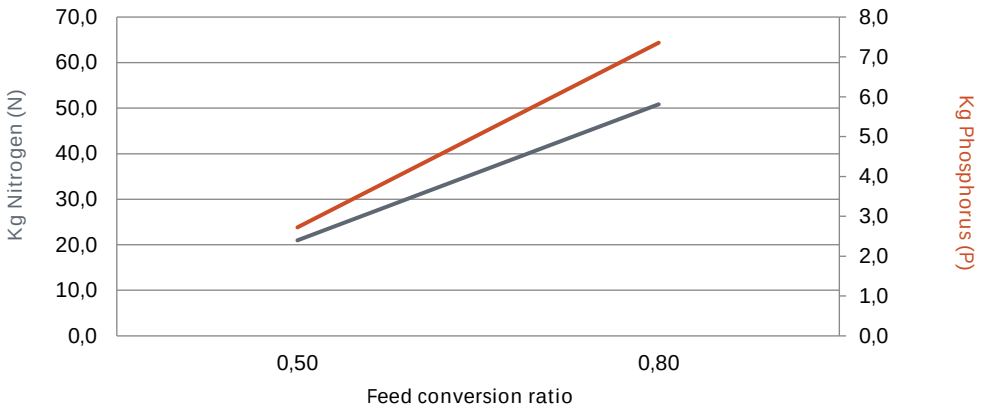

The values of the nutrients and vitamins are from the time of writing.

These values can vary due to natural variation in the ingredients. We reserve the right to change our recipe.

For the exact values we refer to the label.

11-2026

PRE GROWER-18

- Medium energy diet
- For semi-intensive farming
- High performance

COMPOSITION:

Analyses (%)		Sizes
Protein	45	2.0 mm
Fat	18	
Crude fibre	1,4	
Ash	9,9	
Total P	1,61	

Vitamins added	
Vitamin A (IE/kg)	12000

Energy (MJ/kg)	
Gross Energy	21,1
Digestible Energy	18,1

FEEDING TABLE FOR OPTIMAL GROWTH

Fish weight (g)	Feed size (mm)	< 6 ˚C	6 °C	8 °C	10 °C	12 °C	14 °C	16 °C	18 °C	> 18 ˚C
10-20	2.0	According to fish's appetite	1,03	1,24	1,50	1,81	2,19	2,65	2,15	
20-35	2.0		0,93	1,12	1,35	1,64	1,98	2,39	1,94	According to fish's appetite & O2 level

* The feeding advice is expressed in % biomass/day.

* This feeding table is a guideline only and based on optimal conditions.

ECOLOGICAL FIGURES:

Discharge per 1000 kg production

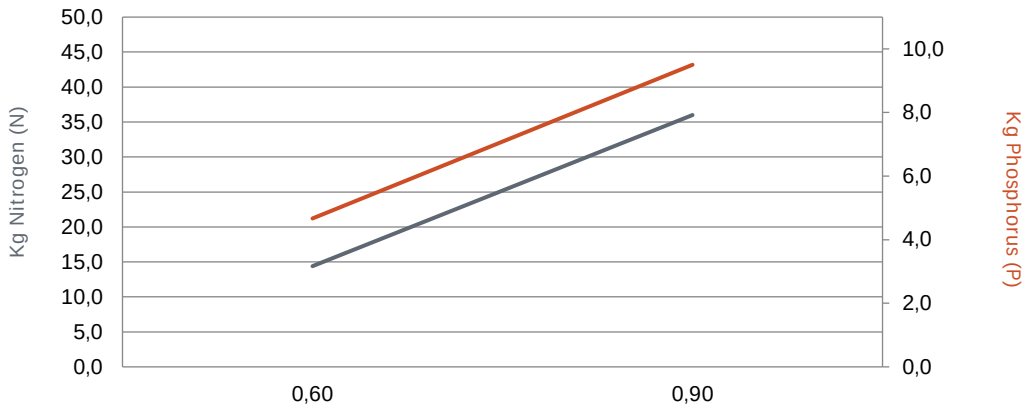

The values of the nutrients and vitamins are from the time of writing.

These values can vary due to natural variation in the ingredients. We reserve the right to change our recipe.

For the exact values we refer to the label.

11-2026

CRYSTAL 2MM

- High performance
- High energy diet
- Designed for RAS and intensive farming
- Beneficial DP:DE ratio

COMPOSITION:

Analyses (%)	2.0 mm
Protein	46
Fat	24
Crude fibre	0,9
Ash	6,3
Total P	0,93

Vitamins added	
Vitamin A (IE/kg)	11666

Energy (MJ/kg)	
Gross Energy	23,4
Digestible Energy	20,4

FEEDING TABLE FOR OPTIMAL GROWTH

Fish weight (g)	Feed size (mm)	< 6 ˚C	6 °C	8 °C	10 °C	12 °C	14 °C	16 °C	18 °C	> 18 ˚C
10-20	2.0	According to fish's appetite	0,95	1,15	1,40	1,69	2,04	2,47	2,00	According to fish's appetite & O2 level
20-35	2.0		0,86	1,04	1,26	1,52	1,84	2,23	1,81	

* The feeding advice is expressed in % biomass/day.

* This feeding table is a guideline only and based on optimal conditions.

ECOLOGICAL FIGURES:

Discharge per 1000 kg production

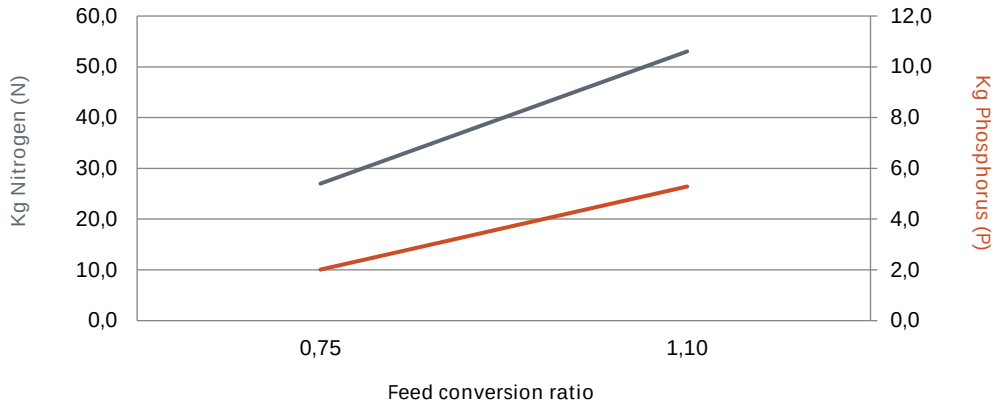

The values of the nutrients and vitamins are from the time of writing.

These values can vary due to natural variation in the ingredients. We reserve the right to change our recipe.

For the exact values we refer to the label.

11-2026

NUTRI DIGEST 2MM

- Specifically designed for difficult conditions
- Counteracts environmental stress
- Also suitable for char and brown trout

COMPOSITION:

Analyses (%)		Sizes
Protein	50	2.0 mm
Fat	18	
Crude fibre	0,4	
Ash	8,7	
Total P	1,23	

Vitamins added	
Vitamin A (IE/kg)	15000

Energy (MJ/kg)	
Gross Energy	21,7
Digestible Energy	19,1

FEEDING TABLE FOR LOW FEED CONVERSION RATIO (FCR)

Fish weight (g)	Feed size (mm)	< 6 ˚C	6 °C	8 °C	10 °C	12 °C	14 °C	16 °C	18 °C	> 18 ˚C
10-20	2.0		1,01	1,22	1,48	1,79	2,16	2,61	2,12	
20-35	2.0	According to fish's appetite	0,91	1,10	1,34	1,61	1,95	2,36	1,91	According to fish's appetite & O2 level

* The feeding advice is expressed in % biomass/day.

* This feeding table is a guideline only and based on optimal conditions.

ECOLOGICAL FIGURES:

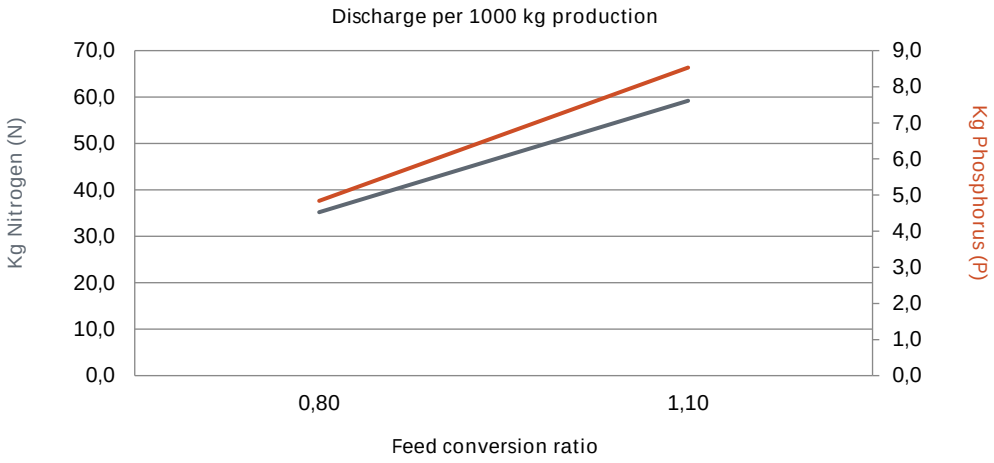

The values of the nutrients and vitamins are from the time of writing.

These values can vary due to natural variation in the ingredients. We reserve the right to change our recipe.

For the exact values we refer to the label.

11-2026

SUPREME-22

- Medium energy diet
- For semi-intensive farming
- Good performance
- High flesh quality

COMPOSITION:

Analyses (%)		Sizes
Protein	42 - 45	3.0 mm
Fat	21 - 24	4.5 mm
Crude fibre	1 - 2	6.0 mm
Ash	4 - 8	
Total P	0,98	

Vitamins added	
Vitamin A (IE/kg)	9138

Energy (MJ/kg)	
Gross Energy	21.4 - 23.4
Digestible Energy	19.2 - 19.5
Net energy	14,54

FEEDING TABLE FOR LOW FEED CONVERSION RATIO (FCR)

Fish weight (g)	Feed size (mm)	< 6 °C	6 °C	8 °C	10 °C	12 °C	14 °C	16 °C	18 °C	> 18 °C
35-100	3.0	According to fish's appetite	0,76	0,92	1,11	1,34	1,62	1,96	1,59	According to fish's appetite & O2 level
100-200	3.0/4.5		0,61	0,74	0,89	1,08	1,30	1,57	1,27	
200-300	4.5		0,55	0,66	0,80	0,97	1,17	1,42	1,15	
300-400	4.5		0,51	0,62	0,75	0,91	1,10	1,33	1,08	
400-500	6.0		0,49	0,59	0,71	0,86	1,04	1,26	1,02	
500-750	6.0		0,46	0,56	0,67	0,81	0,99	1,19	0,97	
750-1000	6.0		0,43	0,52	0,63	0,76	0,92	1,11	0,90	
1000-1500	6.0		0,40	0,48	0,58	0,70	0,85	1,03	0,83	
1500-2000	6.0		0,37	0,45	0,54	0,66	0,80	0,96	0,78	
2000-3000	6.0		0,35	0,42	0,51	0,61	0,74	0,90	0,73	

FEEDING TABLE FOR OPTIMAL GROWTH

Fish weight (g)	Feed size (mm)	< 6 °C	6 °C	8 °C	10 °C	12 °C	14 °C	16 °C	18 °C	> 18 °C
35-100	3.0	According to fish's appetite	1,10	1,33	1,61	1,94	2,35	2,84	2,30	According to fish's appetite & O2 level
100-200	3.0/4.5		0,88	1,07	1,29	1,56	1,89	2,28	1,85	
200-300	4.5		0,80	0,96	1,16	1,41	1,70	2,06	1,67	
300-400	4.5		0,74	0,90	1,09	1,32	1,59	1,92	1,56	
400-500	6.0		0,71	0,86	1,04	1,25	1,51	1,83	1,48	
500-750	6.0		0,67	0,81	0,98	1,18	1,43	1,73	1,40	
750-1000	6.0		0,62	0,75	0,91	1,10	1,33	1,61	1,31	
1000-1500	6.0		0,58	0,70	0,84	1,02	1,23	1,49	1,21	
1500-2000	6.0		0,54	0,65	0,79	0,95	1,15	1,39	1,13	
2000-3000	6.0		0,50	0,61	0,73	0,89	1,07	1,30	1,05	

* The feeding advice is expressed in % biomass/day.

* This feeding table is a guideline only and based on optimal conditions.

ECOLOGICAL FIGURES:

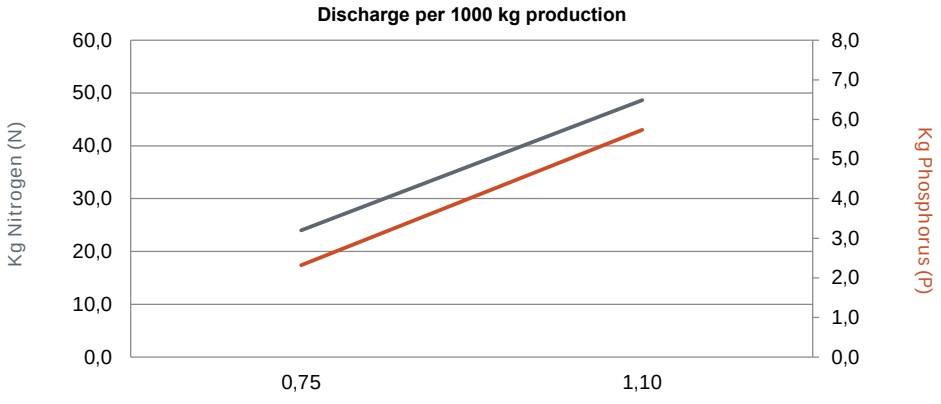

The values of the nutrients and vitamins are from the time of writing.

These values can vary due to natural variation in the ingredients. We reserve the right to change our recipe.

For the exact values we refer to the label.

11-2026

ROYAL STAR SF

- High in animal protein and free from soya
- Good for restocking and angling purposes
- High flesh quality and gutted weight ratio

COMPOSITION:

Analyses (%)	3.0 mm	4.5-6.0 mm
Protein	45-47	45-47
Fat	19-21	21-23
Crude fibre	0.5-1.0	0.5-1.0
Ash	6-10	6-10
Total P	1,17	1,05
Vitamins added		
Vitamin A (IE/kg)	15000	15000
Energy (MJ/kg)		
Gross Energy	21.0 - 23.0	21.3 - 23.3
Digestible Energy	19.6 - 20.0	20.0 - 20.4
Net energy	14,4	14,8

FEEDING TABLE FOR LOW FEED CONVERSION RATIO (FCR)

Fish weight (g)	Feed size (mm)	< 6 °C	6 °C	8 °C	10 °C	12 °C	14 °C	16 °C	18 °C	> 18 °C
20-30	3.0	According to fish's appetite	0,75	1,15	1,50	1,60	1,60	1,50	1,25	According to fish's appetite & O2 level
30-70	3.0		0,70	1,05	1,35	1,45	1,45	1,35	1,10	
70-200	4.5		0,60	0,85	1,00	1,10	1,10	1,05	0,90	
200-400	4.5		0,50	0,70	0,80	0,90	0,90	0,85	0,70	
400-700	6.0		0,40	0,65	0,75	0,85	0,85	0,80	0,65	
700-1000	6.0		0,40	0,60	0,70	0,80	0,80	0,75	0,60	

* The feeding advice is expressed in % biomass/day.

* This feeding table is a guideline only and based on optimal conditions.

ECOLOGICAL FIGURES:

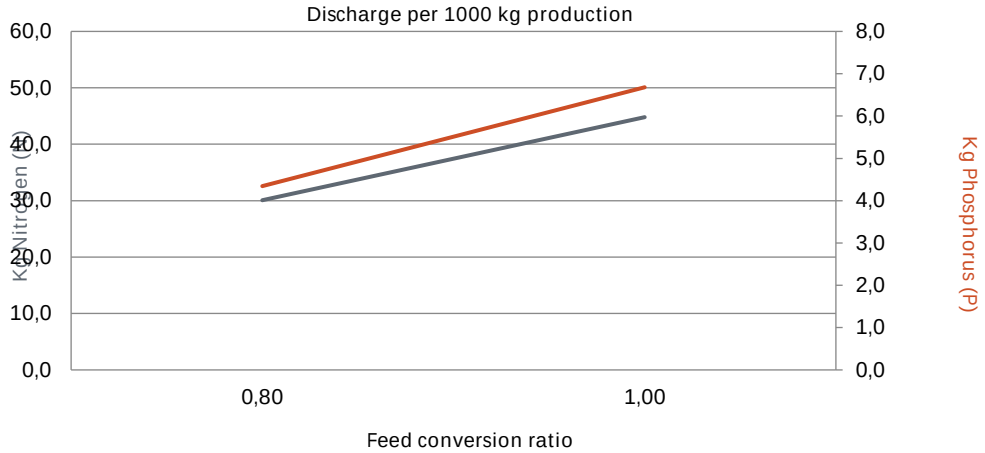

The values of the nutrients and vitamins are from the time of writing.

These values can vary due to natural variation in the ingredients. We reserve the right to change our recipe.

For the exact values we refer to the label.

11-2026

Alltech® COPPENS

CRYSTAL

- Designed for RAS and intensive farming
- High performance
- Beneficial DP:DE ratio
- High energy phase feeding diet

COMPOSITION:

Analyses (%)	3.0 mm	4.5 mm	6.0 mm
Protein	40 - 43	40 - 42	39 - 42
Fat	28 - 31	30 - 33	31 - 34
Crude fibre	1 - 2	1 - 2	1 - 2
Ash	4 - 8	4 - 8	4 - 8
Total P	0,93	0,91	0,85
Vitamins added			
Vitamin A (IE/kg)	10000	10000	10000
Energy (MJ/kg)			
Gross Energy	23.5 - 25.5	23.7 - 25.7	24.1 - 26.1
Digestible Energy	21.9 - 22.2	22.1 - 22.4	22.5 - 22.8
Net energy	16,7	17,1	17,3

FEEDING TABLE FOR LOW FEED CONVERSION RATIO (FCR)

Fish weight (g)	Feed size (mm)	< 6 °C	6 °C	8 °C	10 °C	12 °C	14 °C	16 °C	18 °C	> 18 °C
35-100	3.0		0,70	0,85	1,03	1,25	1,51	1,82	1,48	
100-200	3.0/4.5		0,57	0,68	0,83	1,00	1,21	1,46	1,18	
200-300	4.5	According to fish's appetite	0,51	0,62	0,75	0,90	1,09	1,32	1,07	According to fish's appetite & O2 level
300-400	4.5		0,48	0,58	0,70	0,84	1,02	1,23	1,00	
400-500	6.0		0,45	0,55	0,66	0,80	0,97	1,17	0,95	
500-750	6.0		0,43	0,52	0,63	0,76	0,92	1,11	0,90	
750-1000	6.0		0,40	0,48	0,58	0,71	0,85	1,03	0,84	
1000-1500	6.0		0,37	0,45	0,54	0,65	0,79	0,96	0,78	
1500-2000	6.0		0,35	0,42	0,51	0,61	0,74	0,89	0,72	
2000-3000	6.0		0,32	0,39	0,47	0,57	0,69	0,83	0,67	

FEEDING TABLE FOR OPTIMAL GROWTH

Fish weight (g)	Feed size (mm)	< 6 °C	6 °C	8 °C	10 °C	12 °C	14 °C	16 °C	18 °C	> 18 °C
35-100	3.0		1,02	1,23	1,49	1,81	2,18	2,64	2,14	
100-200	3.0/4.5		0,82	0,99	1,20	1,45	1,75	2,12	1,72	According to fish's appetite & O2 level
200-300	4.5		0,74	0,89	1,08	1,31	1,58	1,91	1,55	
300-400	4.5		0,69	0,84	1,01	1,22	1,48	1,79	1,45	
400-500	6.0	According to fish's appetite	0,66	0,80	0,96	1,16	1,41	1,70	1,38	
500-750	6.0		0,62	0,75	0,91	1,10	1,33	1,61	1,30	
750-1000	6.0		0,58	0,70	0,85	1,02	1,24	1,50	1,21	
1000-1500	6.0		0,54	0,65	0,78	0,95	1,15	1,39	1,12	
1500-2000	6.0		0,50	0,61	0,73	0,89	1,07	1,30	1,05	
2000-3000	6.0		0,47	0,56	0,68	0,83	1,00	1,21	0,98	

* The feeding advice is expressed in % biomass/day.

* This feeding table is a guideline only and based on optimal conditions.

ECOLOGICAL FIGURES:

Discharge per 1000 kg production

Kg Nitrogen (N)

Kg Phosphorus (P)

Feed conversion ratio

The values of the nutrients and vitamins are from the time of writing.

These values can vary due to natural variation in the ingredients. We reserve the right to change our recipe.

For the exact values we refer to the label.

11-2026

Alltech® COPPENS

FLOATSTAR

- For semi-intensive farming
- Good performance
- Phase feed for optimal efficiency
- Optical feeding control

COMPOSITION:

Analyses (%)	3.0 mm	4.5 mm	6.0 mm
Protein	39 - 42	39 - 41	38 - 41
Fat	18 - 21	19 - 21	19 - 22
Crude fibre	1 - 2	1 - 2	1 - 2
Ash	4 - 8	4 - 8	4 - 8
Total P	0,87	0,88	0,87
Vitamins added			
Vitamin A (IE/kg)	8868	8868	8868
Energy (MJ/kg)			
Gross Energy	20.9 - 22.9	21.1 - 23.1	21.3 - 23.3
Digestible Energy	18.5 - 18.9	18.7 - 19.1	18.9 - 19.3
Net energy	13,8	14,0	14,2

FEEDING TABLE FOR LOW FEED CONVERSION RATIO (FCR)

Fish weight (g)	Feed size (mm)	< 6 °C	6 °C	8 °C	10 °C	12 °C	14 °C	16 °C	18 °C	> 18 °C
35-100	3.0		0,78	0,94	1,14	1,37	1,66	2,01	1,63	
100-200	3.0/4.5		0,62	0,75	0,91	1,10	1,33	1,61	1,31	
200-300	4.5	According to fish's appetite	0,56	0,68	0,82	1,00	1,20	1,46	1,18	According to fish's appetite & O2 level
300-400	4.5		0,53	0,64	0,77	0,93	1,13	1,36	1,10	
400-500	6.0		0,50	0,61	0,73	0,89	1,07	1,30	1,05	
500-750	6.0		0,47	0,57	0,69	0,84	1,01	1,22	0,99	
750-1000	6.0		0,44	0,53	0,65	0,78	0,94	1,14	0,92	
1000-1500	6.0		0,41	0,49	0,60	0,72	0,87	1,06	0,86	
1500-2000	6.0		0,38	0,46	0,56	0,68	0,82	0,99	0,80	
2000-3000	6.0		0,36	0,43	0,52	0,63	0,76	0,92	0,74	

FEEDING TABLE FOR OPTIMAL GROWTH

Fish weight (g)	Feed size (mm)	< 6 °C	6 °C	8 °C	10 °C	12 °C	14 °C	16 °C	18 °C	> 18 °C
35-100	3.0		1,13	1,36	1,65	1,99	2,41	2,91	2,36	
100-200	3.0/4.5		0,90	1,09	1,32	1,60	1,93	2,34	1,90	According to fish's appetite & O2 level
200-300	4.5		0,82	0,99	1,19	1,44	1,75	2,11	1,71	
300-400	4.5		0,76	0,92	1,12	1,35	1,63	1,97	1,60	
400-500	6.0	According to fish's appetite	0,73	0,88	1,06	1,28	1,55	1,88	1,52	
500-750	6.0		0,69	0,83	1,00	1,21	1,47	1,77	1,44	
750-1000	6.0		0,64	0,77	0,94	1,13	1,37	1,65	1,34	
1000-1500	6.0		0,59	0,72	0,87	1,05	1,27	1,53	1,24	
1500-2000	6.0		0,55	0,67	0,81	0,98	1,18	1,43	1,16	
2000-3000	6.0		0,52	0,62	0,75	0,91	1,10	1,33	1,08	

* The feeding advice is expressed in % biomass/day.

* This feeding table is a guideline only and based on optimal conditions.

ECOLOGICAL FIGURES:

Discharge per 1000 kg production

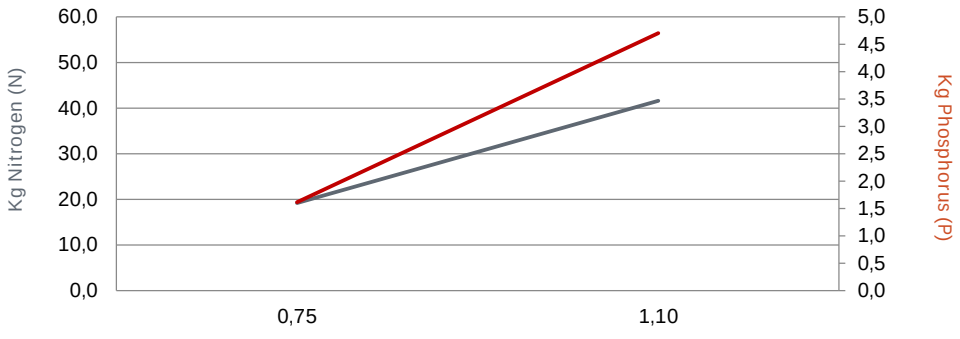

The values of the nutrients and vitamins are from the time of writing.

These values can vary due to natural variation in the ingredients. We reserve the right to change our recipe.

For the exact values we refer to the label.

11-2026

Alltech® COPPENS

CERES ALPINE

- High performance
- Optical feeding control
- Beneficial DP:DE ratio
- Designed for RAS and intensive farming

COMPOSITION:

Analyses (%)	3.0 mm	4.5 mm
Protein	42 - 44	41 - 43
Fat	25 - 27	27 - 29
Crude fibre	1 - 2	1 - 2
Ash	4 - 8	4 - 8
Total P	0,93	0,89
Vitamins added		
Vitamin A (IE/kg)	9678	9678
Energy (MJ/kg)		
Gross Energy	22.5 - 24.5	23.0 - 25.0
Digestible Energy	20.5 - 20.9	21.0 - 21.4
Net energy	15,5	16,0

FEEDING TABLE FOR LOW FEED CONVERSION RATIO (FCR)

Fish weight (g)	Feed size (mm)	< 6 °C	6 °C	8 °C	10 °C	12 °C	14 °C	16 °C	18 °C	> 18 °C
35-100	3.0	According to fish's appetite	0,72	0,87	1,05	1,27	1,54	1,86	1,51	According to fish's appetite & O2 level
100-200	3.0/4.5		0,58	0,70	0,84	1,02	1,23	1,49	1,21	
200-300	4.5		0,52	0,63	0,76	0,92	1,11	1,35	1,09	
300-400	4.5		0,49	0,59	0,71	0,86	1,04	1,26	1,02	
400-500	4.5		0,46	0,56	0,68	0,82	0,99	1,20	0,97	
500-750	4.5		0,44	0,53	0,64	0,77	0,94	1,13	0,92	
750-1000	4.5		0,41	0,49	0,60	0,72	0,87	1,05	0,85	

FEEDING TABLE FOR OPTIMAL GROWTH

Fish weight (g)	Feed size (mm)	< 6 °C	6 °C	8 °C	10 °C	12 °C	14 °C	16 °C	18 °C	> 18 °C
35-100	3.0	According to fish's appetite	1,04	1,26	1,52	1,84	2,23	2,70	2,18	According to fish's appetite & O2 level
100-200	3.0/4.5		0,84	1,01	1,22	1,48	1,79	2,16	1,75	
200-300	4.5		0,76	0,91	1,10	1,34	1,62	1,95	1,58	
300-400	4.5		0,71	0,85	1,03	1,25	1,51	1,83	1,48	
400-500	4.5		0,67	0,81	0,98	1,19	1,44	1,74	1,41	
500-750	4.5		0,63	0,77	0,93	1,12	1,36	1,64	1,33	
750-1000	4.5		0,59	0,72	0,87	1,05	1,26	1,53	1,24	

ECOLOGICAL FIGURES:

Discharge per 1000 kg production

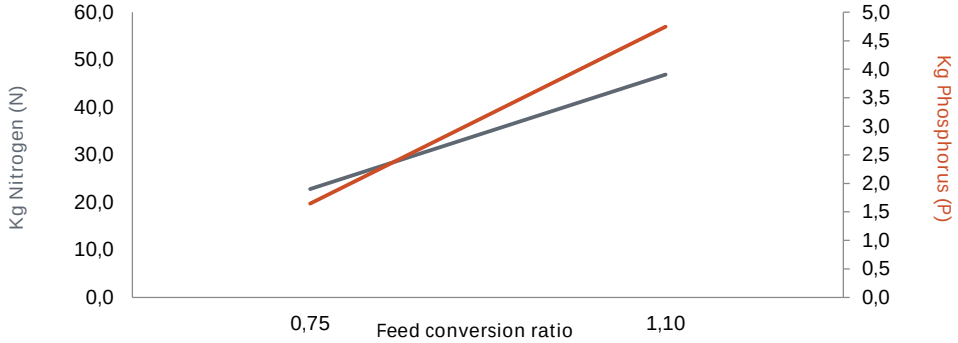

The values of the nutrients and vitamins are from the time of writing.

These values can vary due to natural variation in the ingredients. We reserve the right to change our recipe.

For the exact values we refer to the label.

11-2026

Alltech® COPPENS

ULTRA

- Designed for RAS and intensive farming
- High performance
- Very suitable for char and hybrids
- Beneficial DP:DE ratio
- High energy phase feeding diet

COMPOSITION:

Analyses (%)	3.0 mm	4.5 mm
Protein	40 - 43	40 - 43
Fat	24 - 26	25 - 27
Crude fibre	1 - 2	1 - 2
Ash	3 - 7	3 - 7
Total P	0,84	0,81
Vitamins added		
Vitamin A (IE/kg)	9560	9560
Energy (MJ/kg)		
Gross Energy	22.4 - 24.4	22.6 - 24.6
Digestible Energy	20.4 - 20.8	20.5 - 20.9
Net energy	15,4	15,7

FEEDING TABLE FOR LOW FEED CONVERSION RATIO (FCR)

Fish weight (g)	Feed size (mm)	< 6 °C	6 °C	8 °C	10 °C	12 °C	14 °C	16 °C	18 °C	> 18 °C
35-100	3.0	According to fish's appetite	0,72	0,87	1,05	1,27	1,54	1,86	1,51	According to fish's appetite & O2 level
100-200	3.0/4.5		0,58	0,70	0,84	1,02	1,23	1,49	1,21	
200-300	4.5		0,52	0,63	0,76	0,92	1,11	1,35	1,09	
300-400	4.5		0,49	0,59	0,71	0,86	1,04	1,26	1,02	
400-500	4.5		0,46	0,56	0,68	0,82	0,99	1,20	0,97	
500-750	4.5		0,44	0,53	0,64	0,77	0,94	1,13	0,92	
750-1000	4.5		0,41	0,49	0,60	0,72	0,87	1,05	0,85	

FEEDING TABLE FOR OPTIMAL GROWTH

Fish weight (g)	Feed size (mm)	< 6 °C	6 °C	8 °C	10 °C	12 °C	14 °C	16 °C	18 °C	> 18 °C
35-100	3.0	According to fish's appetite	1,04	1,26	1,52	1,84	2,23	2,70	2,18	According to fish's appetite & O2 level
100-200	3.0/4.5		0,84	1,01	1,22	1,48	1,79	2,16	1,75	
200-300	4.5		0,76	0,91	1,10	1,34	1,62	1,95	1,58	
300-400	4.5		0,71	0,85	1,03	1,25	1,51	1,83	1,48	
400-500	4.5		0,67	0,81	0,98	1,19	1,44	1,74	1,41	
500-750	4.5		0,63	0,77	0,93	1,12	1,36	1,64	1,33	
750-1000	4.5		0,59	0,72	0,87	1,05	1,26	1,53	1,24	

ECOLOGICAL FIGURES:

Discharge per 1000 kg production

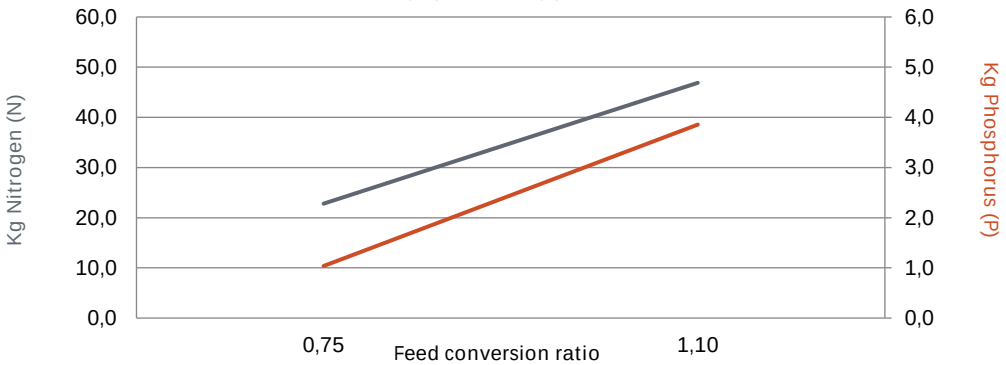

The values of the nutrients and vitamins are from the time of writing.

These values can vary due to natural variation in the ingredients. We reserve the right to change our recipe.

For the exact values we refer to the label.

11-2026

ROYAL FARIO ASTAX

- Good for restocking farms
- Strong well shaped fish
- Ideal for brown trout

COMPOSITION:

Analyses (%)		Sizes
Protein	49	4.5 mm
Fat	16	
Crude fibre	0,5	
Ash	10,7	
Total P	1,73	
Astaxanthin (mg/kg)	15	

Vitamins added	
Vitamin A (IE/kg)	15000

Energy (MJ/kg)	
Gross Energy	20,7
Digestible Energy	17,6

FEEDING TABLE FOR LOW FEED CONVERSION RATIO (FCR)

Fish weight (g)	Feed size (mm)	< 6 °C	6 °C	8 °C	10 °C	12 °C	14 °C	16 °C	18 °C	> 18 °C
70-200	4.5	According to fish's appetite	0,85	1,00	1,15	1,30	1,35	1,30	1,10	According to fish's appetite & O2 level
200-400	4.5		0,75	0,90	1,05	1,20	1,25	1,20	1,00	

* The feeding advice is expressed in % biomass/day.

* This feeding table is a guideline only and based on optimal conditions.

ECOLOGICAL FIGURES:

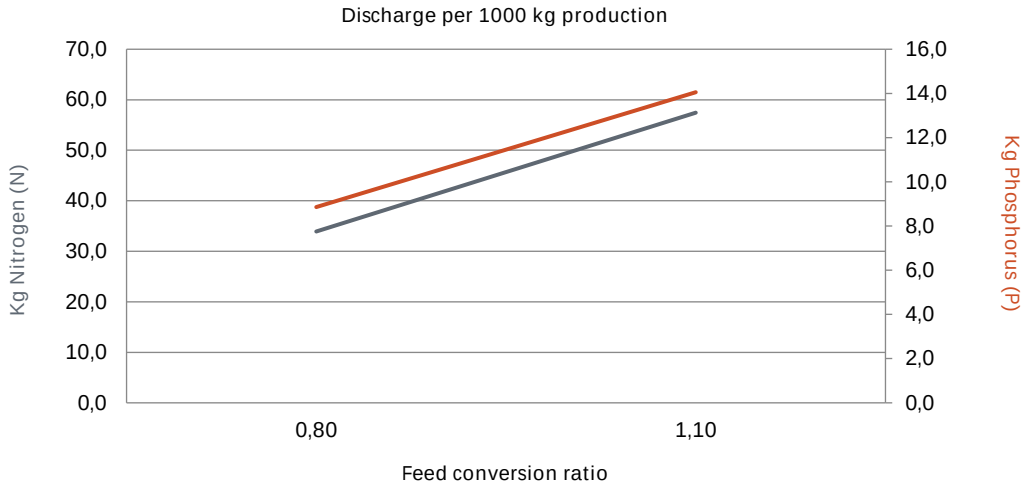

The values of the nutrients and vitamins are from the time of writing.

These values can vary due to natural variation in the ingredients. We reserve the right to change our recipe.

For the exact values we refer to the label.

11-2026

Alltech® COPPENS

SUPREME ASTAX

- Medium energy diet
- Good performance
- High flesh quality
- For semi-intensive farming

COMPOSITION:

Analyses (%)		Sizes
Protein	42 - 45	4.5 mm
Fat	21 - 24	6.0 mm
Crude fibre	1 - 2	8.0 mm
Ash	4 - 8	
Total P	0,87	
Astaxanthin (mg/kg)	80	

Vitamins added	
Vitamin A (IE/kg)	9067

Energy (MJ/kg)	
Gross Energy	21.4 - 23.4
Digestible Energy	19.2 - 19.5
Net energy	14,5

FEEDING TABLE FOR LOW FEED CONVERSION RATIO (FCR)

Fish weight (g)	Feed size (mm)	< 6 °C	6 °C	8 °C	10 °C	12 °C	14 °C	16 °C	18 °C	> 18 °C
100-200	4.5	According to fish's appetite	0,61	0,74	0,89	1,08	1,30	1,57	1,27	According to fish's appetite & O2 level
200-300	4.5		0,55	0,66	0,80	0,97	1,17	1,42	1,15	
300-400	4.5		0,51	0,62	0,75	0,91	1,10	1,33	1,08	
400-500	6.0		0,49	0,59	0,71	0,86	1,04	1,26	1,02	
500-750	6.0		0,46	0,56	0,67	0,81	0,99	1,19	0,97	
750-1000	6.0		0,43	0,52	0,63	0,76	0,92	1,11	0,90	
1000-1500	8.0		0,40	0,48	0,58	0,70	0,85	1,03	0,83	
1500-2000	8.0		0,37	0,45	0,54	0,66	0,80	0,96	0,78	
2000-3000	8.0		0,35	0,42	0,51	0,61	0,74	0,90	0,73	

FEEDING TABLE FOR OPTIMAL GROWTH

Fish weight (g)	Feed size (mm)	< 6 °C	6 °C	8 °C	10 °C	12 °C	14 °C	16 °C	18 °C	> 18 °C
100-200	4.5	According to fish's appetite	0,88	1,07	1,29	1,56	1,89	2,28	1,85	According to fish's appetite & O2 level
200-300	4.5		0,80	0,96	1,16	1,41	1,70	2,06	1,67	
300-400	4.5		0,74	0,90	1,09	1,32	1,59	1,92	1,56	
400-500	6.0		0,71	0,86	1,04	1,25	1,51	1,83	1,48	
500-750	6.0		0,67	0,81	0,98	1,18	1,43	1,73	1,40	
750-1000	6.0		0,62	0,75	0,91	1,10	1,33	1,61	1,31	
1000-1500	8.0		0,58	0,70	0,84	1,02	1,23	1,49	1,21	
1500-2000	8.0		0,54	0,65	0,79	0,95	1,15	1,39	1,13	
2000-3000	8.0		0,50	0,61	0,73	0,89	1,07	1,30	1,05	

* The feeding advice is expressed in % biomass/day.
* This feeding table is a guideline only and based on optimal conditions.

ECOLOGICAL FIGURES:

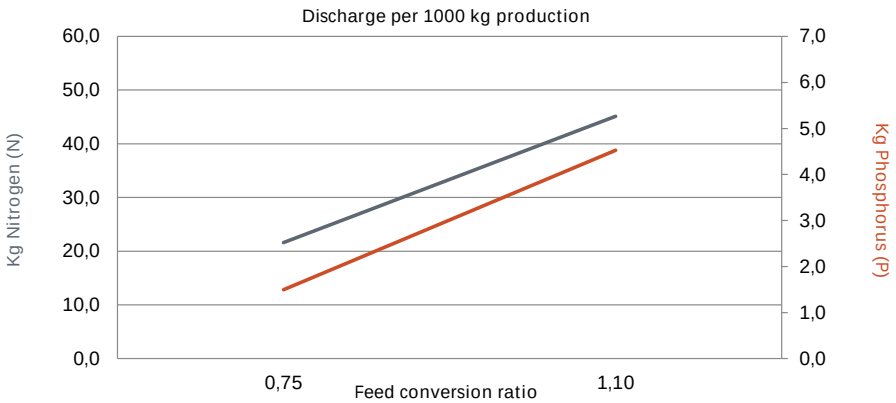

The values of the nutrients and vitamins are from the time of writing.

These values can vary due to natural variation in the ingredients. We reserve the right to change our recipe.

For the exact values we refer to the label.

11-2026

ROYAL STAR ASTAX

- High flesh quality and gutted weight ratio
- High in animal protein and free from soya
- Good for restocking and angling purposes

COMPOSITION:

Analyses (%)	4.5-6.0 mm	8.0 mm
Protein	45-47	43-45
Fat	21-23	23-25
Crude fibre	0.5-1.0	0.5-1.0
Ash	6-10	6-10
Total P	1,18	1,10
Astaxanthin (mg/kg)	80	80

Vitamins added		
Vitamin A (IE/kg)	15000	15316

Energy (MJ/kg)		
Gross Energy	21.3 - 23.3	21.6 - 23.6
Digestible Energy	19.9 - 20.3	20.3 - 20.6
Net energy	14,8	15,3

FEEDING TABLE FOR LOW FEED CONVERSION RATIO (FCR)

Fish weight (g)	Feed size (mm)	< 6 °C	6 °C	8 °C	10 °C	12 °C	14 °C	16 °C	18 °C	> 18 °C
70-200	4.5	According to fish's appetite	0,60	0,85	1,00	1,10	1,10	1,05	0,90	According to fish's appetite & O2 level
200-400	4.5		0,50	0,70	0,80	0,90	0,90	0,85	0,70	
400-700	6.0		0,40	0,65	0,75	0,85	0,85	0,80	0,65	
700-1000	6.0		0,40	0,60	0,70	0,80	0,80	0,75	0,60	
1000-1500	8,0		0,35	0,55	0,65	0,75	0,75	0,70	0,55	
1500-2000	8,0		0,30	0,45	0,55	0,70	0,70	0,65	0,50	
≥ 2000	8.0		0,25	0,4	0,5	0,6	0,6	0,55	0,45	

* The feeding advice is expressed in % biomass/day.

* This feeding table is a guideline only and based on optimal conditions.

ECOLOGICAL FIGURES:

Discharge per 1000 kg production

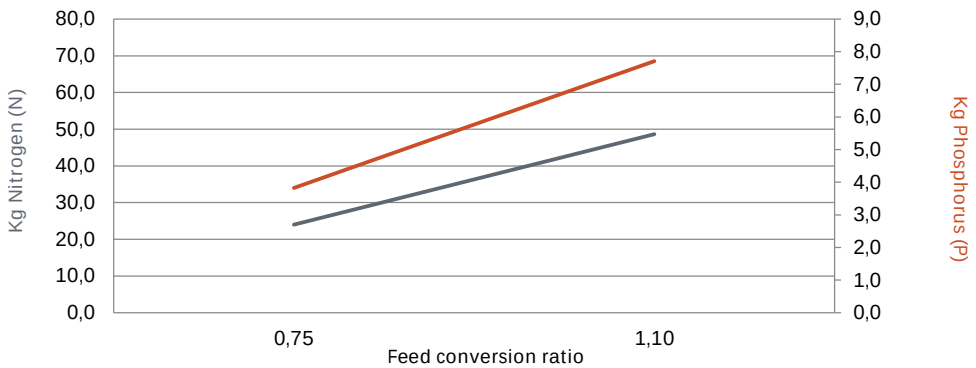

The values of the nutrients and vitamins are from the time of writing.

These values can vary due to natural variation in the ingredients. We reserve the right to change our recipe.

For the exact values we refer to the label.

11-2026

CRYSTAL ASTAX

- High energy phase feeding diet
- High performance
- Designed for RAS and intensive farming
- Beneficial DP:DE ratio

COMPOSITION:

Analyses (%)	3.0 mm	4.5 mm	6.0 mm
Protein	40 - 43	40 - 42	39 - 42
Fat	28 - 31	30 - 33	31 - 34
Crude fibre	1 - 2	1 - 2	1 - 2
Ash	4 - 8	4 - 8	4 - 8
Total P	0,93	0,94	0,94
Astaxanthin (mg/kg)	0	80	80
Vitamins added			
Vitamin A (IE/kg)	10000	10000	10000
Energy (MJ/kg)			
Gross Energy	23.5 - 25.5	23.7 - 25.7	24.1 - 26.1
Digestible Energy	21.9 - 22.2	22.0 - 22.3	22.2 - 22.6
Net energy	16,7	17,1	17,3

FEEDING TABLE FOR LOW FEED CONVERSION RATIO (FCR)

Fish weight (g)	Feed size (mm)	< 6 °C	6 °C	8 °C	10 °C	12 °C	14 °C	16 °C	18 °C	> 18 °C
35-100	3.0	According to fish's appetite	0,70	0,85	1,03	1,25	1,51	1,82	1,48	According to fish's appetite & O2 level
100-200	3.0/4.5		0,57	0,68	0,83	1,00	1,21	1,46	1,18	
200-300	4.5		0,51	0,62	0,75	0,90	1,09	1,32	1,07	
300-400	4.5		0,48	0,58	0,70	0,84	1,02	1,23	1,00	
400-500	6.0		0,45	0,55	0,66	0,80	0,97	1,17	0,95	
500-750	6.0		0,43	0,52	0,63	0,76	0,92	1,11	0,90	
750-1000	6.0		0,40	0,48	0,58	0,71	0,85	1,03	0,84	
1000-1500	6.0		0,40	0,48	0,58	0,71	0,85	1,03	0,84	
1500-2000	6.0		0,37	0,45	0,54	0,65	0,79	0,96	0,78	
2000-3000	6.0		0,35	0,42	0,51	0,61	0,74	0,89	0,72	

FEEDING TABLE FOR OPTIMAL GROWTH

Fish weight (g)	Feed size (mm)	< 6 °C	6 °C	8 °C	10 °C	12 °C	14 °C	16 °C	18 °C	> 18 °C
35-100	3.0	According to fish's appetite	1,02	1,23	1,49	1,81	2,18	2,64	2,14	According to fish's appetite & O2 level
100-200	3.0/4.5		0,82	0,99	1,20	1,45	1,75	2,12	1,72	
200-300	4.5		0,74	0,89	1,08	1,31	1,58	1,91	1,55	
300-400	4.5		0,69	0,84	1,01	1,22	1,48	1,79	1,45	
400-500	6.0		0,66	0,80	0,96	1,16	1,41	1,70	1,38	
500-750	6.0		0,62	0,75	0,91	1,10	1,33	1,61	1,30	
750-1000	6.0		0,58	0,70	0,85	1,02	1,24	1,50	1,21	
1000-1500	6.0		0,58	0,70	0,85	1,02	1,24	1,50	1,21	
1500-2000	6.0		0,54	0,65	0,78	0,95	1,15	1,39	1,12	
2000-3000	6.0		0,50	0,61	0,73	0,89	1,07	1,30	1,05	

* The feeding advice is expressed in % biomass/day.

* This feeding table is a guideline only and based on optimal conditions.

ECOLOGICAL FIGURES:

Discharge per 1000 kg production

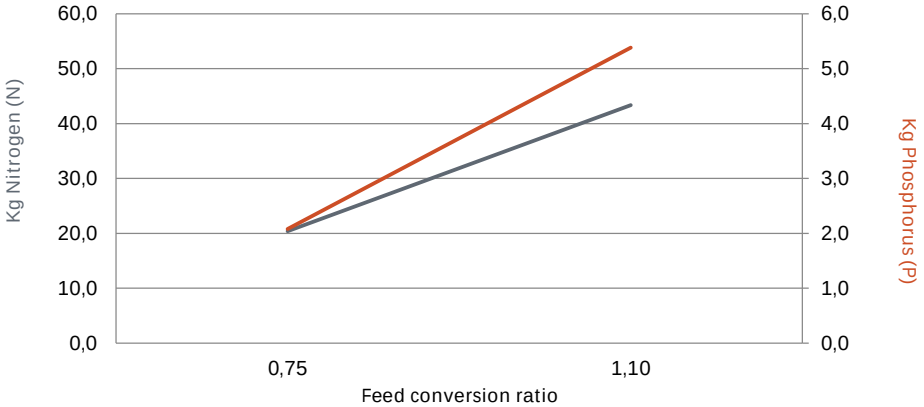

The values of the nutrients and vitamins are from the time of writing.

These values can vary due to natural variation in the ingredients. We reserve the right to change our recipe.

For the exact values we refer to the label.

11-2026

NUTRI DIGEST

- Specifically designed for difficult conditions
- Counteracts environmental stress
- Also suitable for char and brown trout

COMPOSITION:

Analyses (%)		Sizes
Protein	46	3.0 mm
Fat	18	4.5 mm
Crude fibre	0,6	
Ash	6,9	
Total P	1,04	

Vitamins added	
Vitamin A (IE/kg)	15000

Energy (MJ/kg)	
Gross Energy	21,6
Digestible Energy	18,7

FEEDING TABLE FOR LOW FEED CONVERSION RATIO (FCR)

Fish weight (g)	Feed size (mm)	< 6 ˚C	6 °C	8 °C	10 °C	12 °C	14 °C	16 °C	18 °C	> 18 ˚C
20-30	3.0	According to fish's appetite	0,75	1,15	1,5	1,6	1,6	1,5	1,25	According to fish's appetite & O2 level
30-70	3.0		0,7	1,05	1,35	1,45	1,45	1,35	1,1	
70-200	4.5		0,7	0,85	1,05	1,2	1,35	1,3	1,2	
200-400	4.5		0,55	0,7	0,85	1	1,1	1,1	1	

* The feeding advice is expressed in % biomass/day.

* This feeding table is a guideline only and based on optimal conditions.

ECOLOGICAL FIGURES:

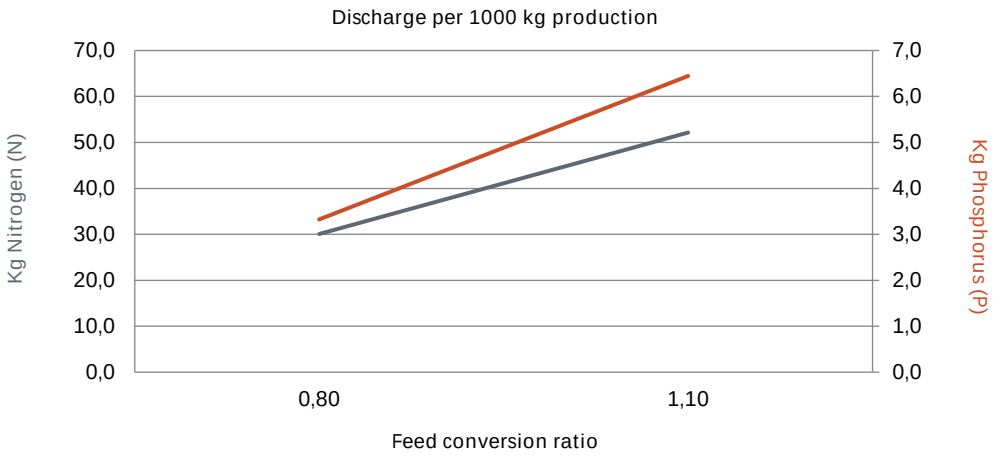

The values of the nutrients and vitamins are from the time of writing.

These values can vary due to natural variation in the ingredients. We reserve the right to change our recipe.

For the exact values we refer to the label.

11-2026

Alltech® COPPENS

REPRO

- Broodstock diet
- Optimal egg development
- High egg quality and fry survival

COMPOSITION:

Analyses (%)		Sizes
Protein	48	6.0 mm
Fat	15	9.0 mm
Crude fibre	0,8	
Ash	10,3	
Total P	1,67	
Astaxanthin (mg/kg)	40	

Vitamins added	
Vitamin A (IE/kg)	25000

Energy (MJ/kg)	
Gross Energy	20,3
Digestible Energy	17,8

FEEDING TABLE FOR OPTIMAL GROWTH

Fish weight (g)	Feed size (mm)	< 6 °C	6 °C	8 °C	10 °C	12 °C	14 °C	16 °C	18 °C	> 18 °C
400-500	6,0	According to fish's appetite	0,41	0,49	0,60	0,72	0,87	1,06	0,86	According to fish's appetite & O2 level
500-750	6,0		0,39	0,47	0,56	0,68	0,82	1,00	0,81	
750-1000	6,0		0,36	0,43	0,53	0,64	0,77	0,93	0,75	
1000-1500	9,0		0,33	0,40	0,49	0,59	0,71	0,86	0,70	
1500-2500	9,0		0,30	0,37	0,44	0,54	0,65	0,78	0,63	
2500-4000	9,0		0,28	0,34	0,41	0,49	0,60	0,72	0,59	

* The feeding advice is expressed in % biomass/day.

* This feeding table is a guideline only and based on optimal conditions.

ECOLOGICAL FIGURES:

Discharge per 1000 kg production

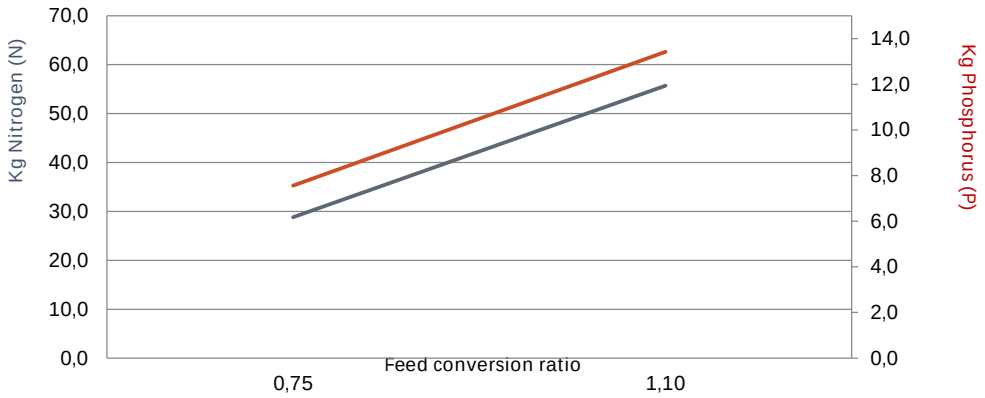

The values of the nutrients and vitamins are from the time of writing.

These values can vary due to natural variation in the ingredients. We reserve the right to change our recipe.

For the exact values we refer to the label.

11-2026