2022 - 2023
STURGEON

While sturgeons are best known for their exquisite caviar, their meat is also absolutely delicious. Thanks to our research, Alltech Coppens can offer you the best-quality sturgeon feed.

- S — Sinking feed
- F — Floating feed
- SF — Semi-floating feed
- LAP free — Free from land animal protein
- High digestiblity
- Ω-3 — Omega-3 fatty acids
- RAS — Designed for RAS
- Sustainable fish feed
- With astaxanthine
- N+P — Low nitrogen and phosphorus emission
- Improved resistance

Alltech® COPPENS

DEDICATED TO YOUR PERFORMANCE

AQUATE™

Innovative premix in all **Alltech Coppens**' feeds.

- Optimizes growth
- Supports immune response
- Optimizes digestive function
- Contributes to mucous barrier protection
- Contributes to external barrier protection

BIO-MOS®

is a mannan-oligosaccharide, which is known to bind and drain opportunistic bacteria. This can result in a significant improvement of the intestinal flora. Additionally, it can improve the structure and length of the microvilli in the gut through which the nutrient intake can increase. **BIO-MOS®** contributes to mucous barrier protection.

ACTIGEN®

is derived from yeast cell walls and supports the fish's immune response. **Actigen®** furthermore optimizes growth in fish.

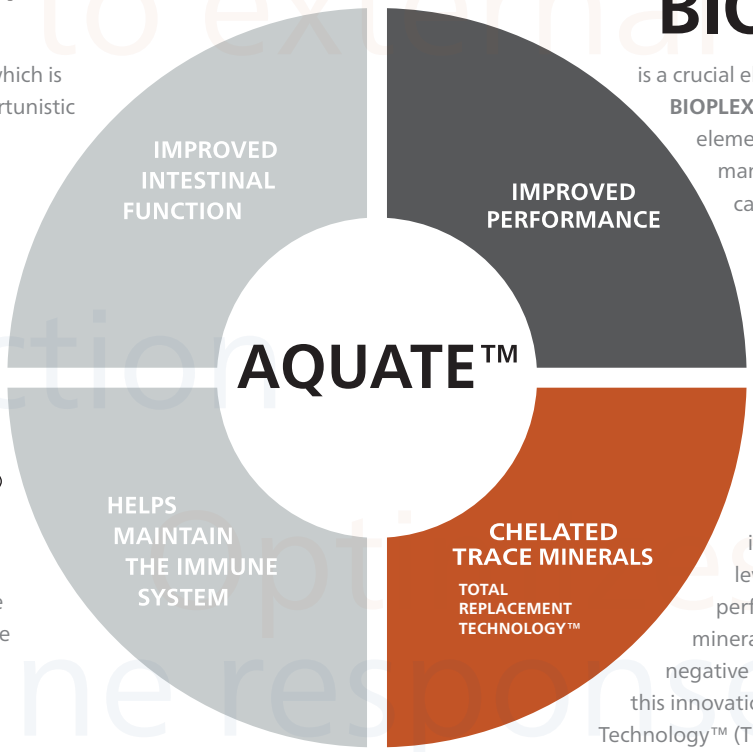

BIOPLEX®

is a crucial element in our new premix. **BIOPLEX®** are organically bound trace elements such as zinc, copper, manganese & iron. With **BIOPLEX®** we can improve the health, growth & performance of the fish.

Break with tradition and feed your animals the modern way. Alltech has proven that chelated trace minerals in the form of Bioplex® and Sel-Plex® can be included at significantly lower levels while improving animal performance. This optimizes animal mineral requirements and reduces negative environmental impacts. We call this innovation Alltech's Total Replacement Technology™ (TRT).

Alltech® COPPENS

Sturgeon feed overview

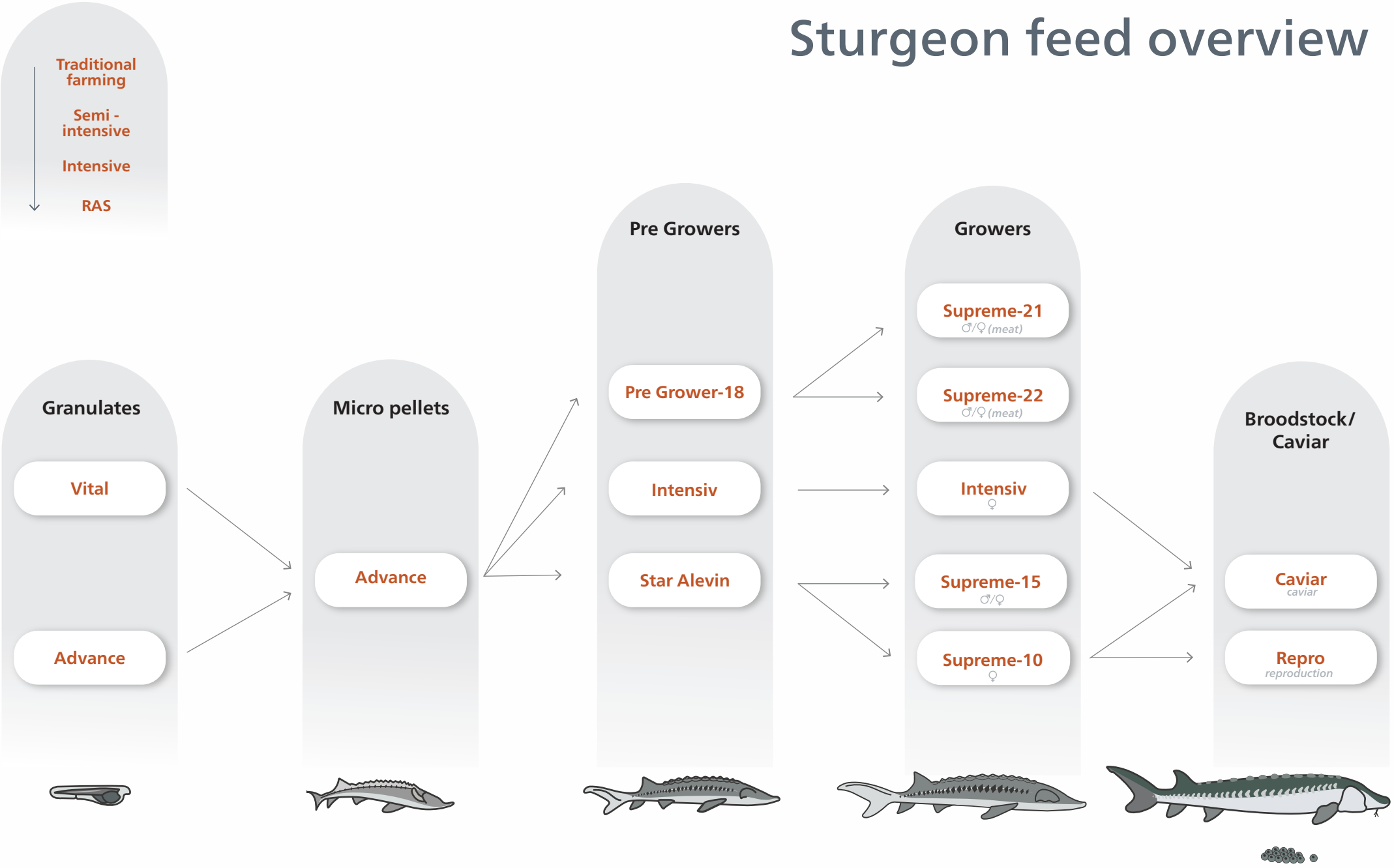

Alltech® COPPENS

Alltech® COPPENS

ADVANCE

- Semi-intensive farming
- High performance
- High survival
- Medium energy starter diet

COMPOSITION:

Analyses (%)	0.2-0.3 mm	0.3-0.5 mm	0.5-0.8 mm	1.00 mm	1.5 mm
Protein	56	56	56	54	54
Fat	15	15	15	15	15
Crude fibre	0.3	0.3	0.3	0.3	0.3
Ash	11.30	11.30	11.30	10.63	10.63
Total P	1.77	1.77	1.77	1.72	1.72
Vitamins added					
Vitamin A (IE/kg)	16667	16667	16667	13333	13333
Energy (MJ/kg)					
Gross Energy	21.2	21.2	21.2	21.0	21.0
Digestible Energy	19.2	19.2	19.2	19.3	19.3

FEEDING TABLE FOR OPTIMAL GROWTH

Fish weight (g)	Feed size (mm)	< 12 °C	12 °C	14 °C	16 °C	18 °C	20 °C	22 °C	24 °C	> 24 °C
< 0.2	0.2-0.3	According to fish's appetite	2.66	3.22	3.89	4.71	5.69	6.89	5.58	According to fish's appetite & O2 level
0.2-0.5	0.3-0.5		2.44	2.95	3.57	4.32	5.22	6.32	5.12	
0.5-1.5	0.5-0.8		2.18	2.64	3.19	3.86	4.67	5.65	4.58	
1.5-5.0	1.0		1.66	2.00	2.42	2.93	3.54	4.29	3.47	
5.0-10	1.0/1.5		1.33	1.61	1.95	2.35	2.85	3.44	2.79	
10-30	1.5		0.96	1.17	1.41	1.71	2.06	2.49	2.02	

* The feeding advice is expressed in % biomass/day.

* This feeding table is a guideline only and based on optimal conditions.

ECOLOGICAL FIGURES:

Discharge per 1000 kg production

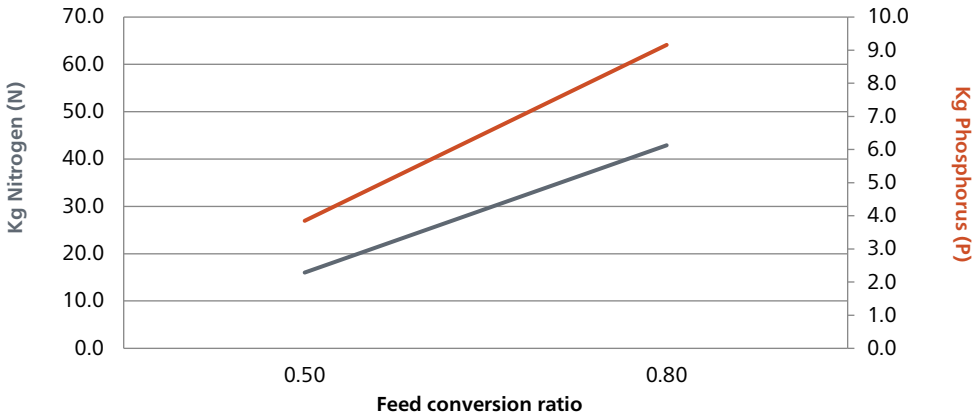

The values of the nutrients and vitamins are from the time of writing.

These values can vary due to natural variation in the ingredients. We reserve the right to change our recipe.

For the exact values we refer to the label.

Alltech® COPPENS

VITAL

- Low energy starter diet
- For semi-intensive farming
- High survival

COMPOSITION:

Analyses (%)	0.2-0.5 mm	0.5-1.2 mm	1.2-2.2 mm
Protein	47	46	46
Fat	9	10	10
Crude fibre	0.9	0.9	0.9
Ash	12.0	11.9	11.9
Total P	2.07	2.05	2.05

Vitamins added			
Vitamin A (IE/kg)	16667	16667	16667

Energy (MJ/kg)			
Gross Energy	19.1	19.3	19.3
Digestible Energy	16.6	16.9	16.9

FEEDING TABLE FOR LOW FEED CONVERSION RATIO (FCR)

Fish weight (g)	Feed size (mm)	< 12 °C	12 °C	14 °C	16 °C	18 °C	20 °C	22 °C	24 °C	> 24 °C
< 0.2	0.2-0.5	According to fish's appetite	3.0	3.6	4.3	5.3	6.4	7.7	6.2	According to fish's appetite & O2 level
0.2-0.5	0.2-0.5		2.7	3.3	4.0	4.8	5.8	7.1	5.7	
0.5-1.5	0.5-1.2		2.44	2.95	3.57	4.31	5.22	6.31	5.11	
1.5-5.0	0.5-1.2		1.59	1.92	2.32	2.81	3.39	4.10	3.33	
5.0-15	1.2-2.2		1.30	1.58	1.91	2.31	2.79	3.37	2.73	

* The feeding advice is expressed in % biomass/day.
* This feeding table is a guideline only and based on optimal conditions.

ECOLOGICAL FIGURES:

Discharge per 1000 kg production

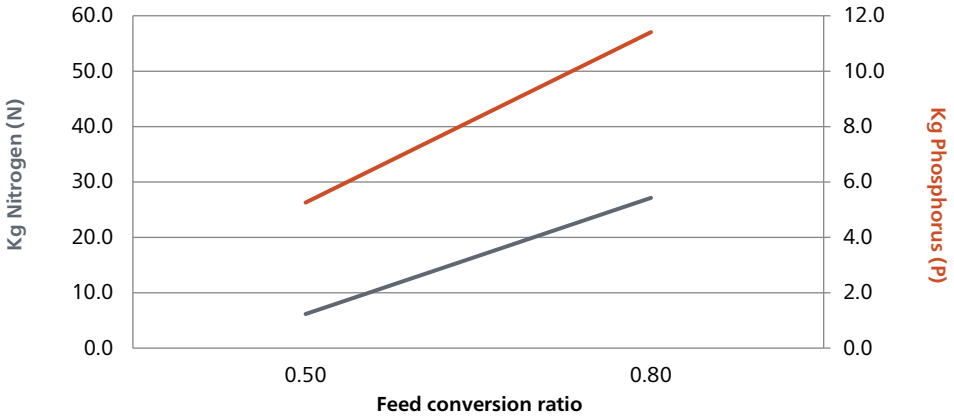

The values of the nutrients and vitamins are from the time of writing.
These values can vary due to natural variation in the ingredients. We reserve the right to change our recipe.
For the exact values we refer to the label.

INTENSIV 2MM

- For semi-intensive farming
- Good performance
- Medium energy diet

COMPOSITION:

Analyses (%)		Sizes
Protein	40	2.0 mm
Fat	10	
Crude fibre	1.5	
Ash	6.5	
Total P	1.16	

Vitamins added	
Vitamin A (IE/kg)	13333

Energy (MJ/kg)	
Gross Energy	19.3
Digestible Energy	16.9

FEEDING TABLE FOR LOW FEED CONVERSION RATIO (FCR)

Fish weight (g)	Feed size (mm)	< 12 °C	12 °C	14 °C	16 °C	18 °C	20 °C	22 °C	24 °C	> 24 °C
30-50	2.0	According to fish's appetite	0.94	1.14	1.37	1.66	2.01	2.43	1.97	According to fish's appetite & O2 level
50-100	2.0		0.85	1.03	1.24	1.50	1.81	2.19	1.78	

* The feeding advice is expressed in % biomass/day.

* This feeding table is a guideline only and based on optimal conditions.

ECOLOGICAL FIGURES:

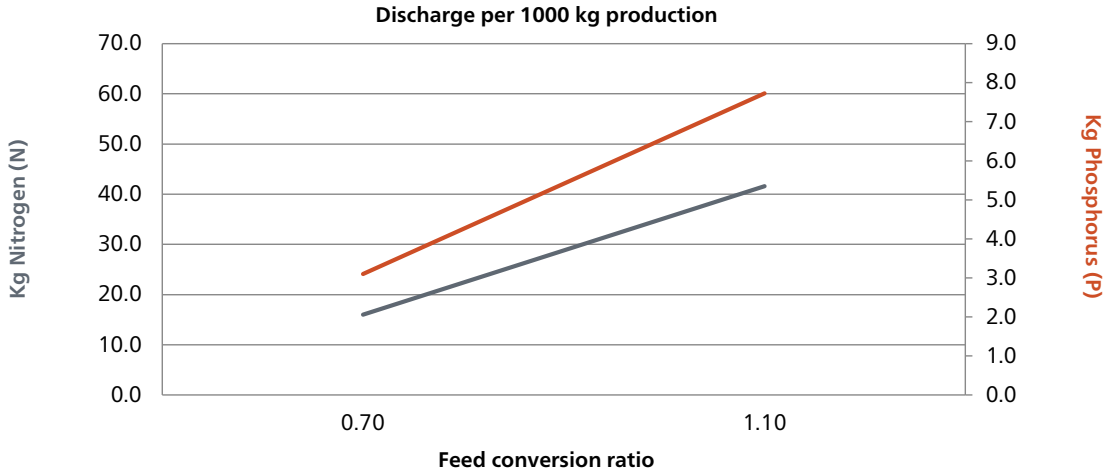

The values of the nutrients and vitamins are from the time of writing.
These values can vary due to natural variation in the ingredients. We reserve the right to change our recipe.
For the exact values we refer to the label.

PRE GROWER-18

- For semi-intensive farming
- Good performance

COMPOSITION:

Analyses (%)		Sizes
Protein	45	2.0 mm
Fat	18	
Crude fibre	1.2	
Ash	8.8	
Total P	1.49	

Vitamins added	
Vitamin A (IE/kg)	11667

Energy (MJ/kg)	
Gross Energy	21.3
Digestible Energy	19.1

FEEDING TABLE FOR LOW FEED CONVERSION RATIO (FCR)

Fish weight (g)	Feed size (mm)	< 12 °C	12 °C	14 °C	16 °C	18 °C	20 °C	22 °C	24 °C	> 24 °C
30-50	2.0	According to fish's appetite	0.84	1.01	1.22	1.48	1.79	2.16	1.75	According to fish's appetite & O2 level
50-100	2.0		0.75	0.91	1.10	1.33	1.61	1.95	1.58	

* The feeding advice is expressed in % biomass/day.
* This feeding table is a guideline only and based on optimal conditions.

ECOLOGICAL FIGURES:

Discharge per 1000 kg production

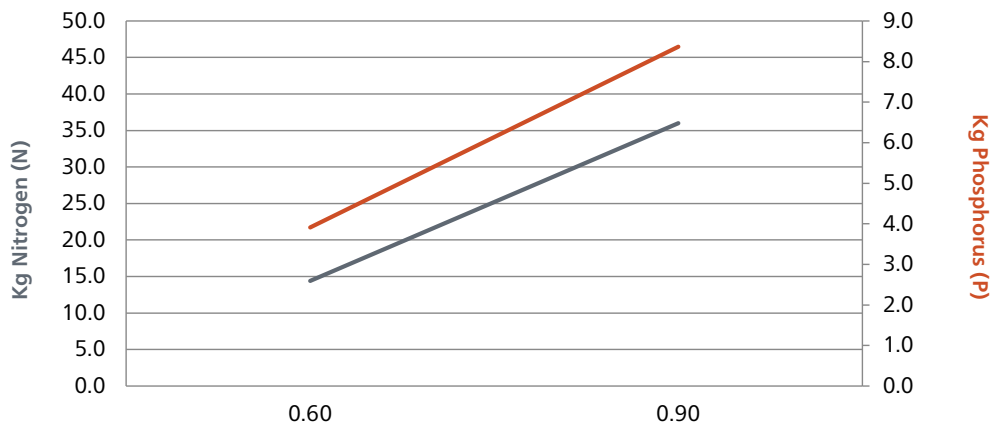

The values of the nutrients and vitamins are from the time of writing.
These values can vary due to natural variation in the ingredients. We reserve the right to change our recipe.
For the exact values we refer to the label.

Alltech® COPPENS

STAR ALEVIN

- High protein level
- High performance
- For all farming methods

S A LAP free + RAS

COMPOSITION:

Analyses (%)		Sizes
Protein	54	2.0 mm
Fat	15	
Crude fibre	1.2	
Ash	9.9	
Total P	1.52	

Vitamins added	
Vitamin A (IE/kg)	11667

Energy (MJ/kg)	
Gross Energy	20.9
Digestible Energy	18.8

FEEDING TABLE FOR LOW FEED CONVERSION RATIO (FCR)

Fish weight (g)	Feed size (mm)	< 12 °C	12 °C	14 °C	16 °C	18 °C	20 °C	22 °C	24 °C	> 24 °C
30-50	2.0	According to fish's appetite	0.84	1.01	1.22	1.48	1.79	2.16	1.75	According to fish's appetite & O2 level
50-100	2.0		0.75	0.91	1.10	1.33	1.61	1.95	1.58	

* The feeding advice is expressed in % biomass/day.
* This feeding table is a guideline only and based on optimal conditions.

ECOLOGICAL FIGURES:

Discharge per 1000 kg production

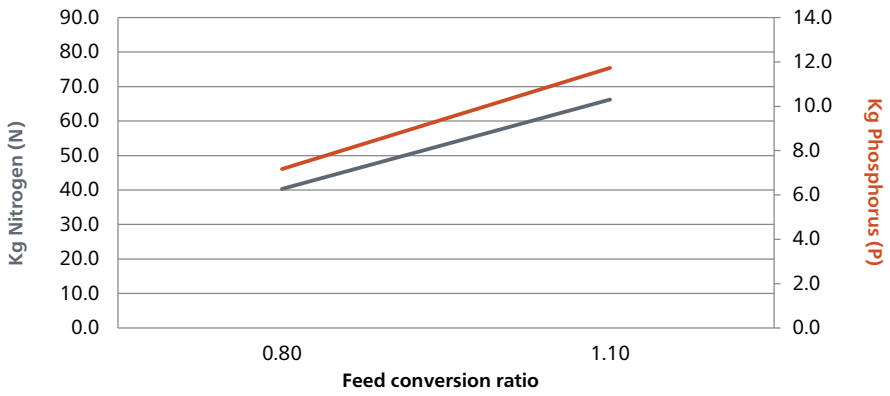

The values of the nutrients and vitamins are from the time of writing.
These values can vary due to natural variation in the ingredients. We reserve the right to change our recipe.
For the exact values we refer to the label.

Alltech® COPPENS

SUPREME-10

- High quality low fat diet
- Lean growth
- For all sturgeon species
- For caviar production
- For meat production

COMPOSITION:

Analyses (%)		Sizes
Protein	49	3.0 mm
Fat	10	4.5 mm
Crude fibre	1.8	6.0 mm
Ash	8.4	9.0 mm
Total P	1.41	

Vitamins added	
Vitamin A (IE/kg)	25000

Energy (MJ/kg)	
Gross Energy	19.8
Digestible Energy	17.3

FEEDING TABLE FOR LOW FEED CONVERSION RATIO (FCR)

Fish weight (g)	Feed size (mm)	< 12 °C	12 °C	14 °C	16 °C	18 °C	20 °C	22 °C	24 °C	> 24 °C
100-200	3.0	According to fish's appetite	0.56	0.74	0.99	1.20	1.45	1.75	1.39	According to fish's appetite & O2 level
200-350	4.5		0.49	0.65	0.86	1.04	1.26	1.52	1.21	
350-600	4.5		0.44	0.59	0.78	0.94	1.14	1.38	1.10	
600-800	4.5		0.41	0.54	0.72	0.87	1.05	1.27	1.01	
800-1000	4.5		0.38	0.50	0.66	0.80	0.97	1.17	0.93	
1000-2000	6.0		0.33	0.44	0.58	0.71	0.85	1.03	0.82	
2000-4000	6.0		0.23	0.31	0.41	0.50	0.60	0.72	0.57	
4000-6000	6.0		0.19	0.25	0.33	0.40	0.48	0.58	0.46	
6000-8000	6.0/9.0		0.15	0.20	0.26	0.32	0.39	0.47	0.37	
8000-15000	9.0		0.09	0.12	0.16	0.19	0.23	0.27	0.22	

* The feeding advice is expressed in % biomass/day.

* This feeding table is a guideline only and based on optimal conditions.

ECOLOGICAL FIGURES:

Discharge per 1000 kg production

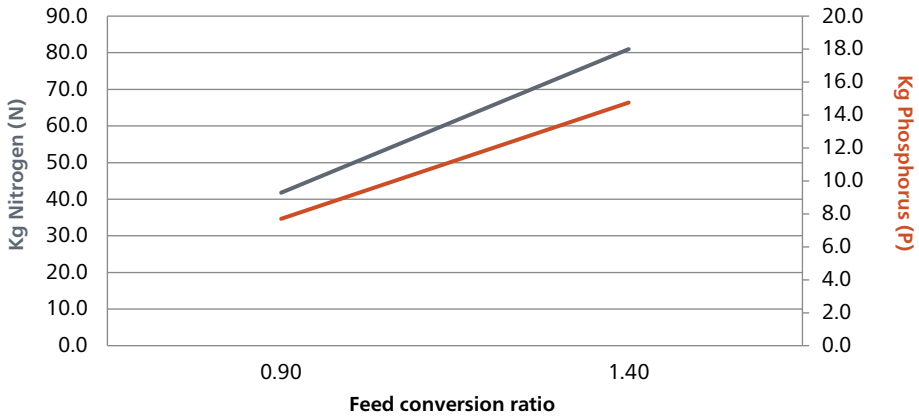

The values of the nutrients and vitamins are from the time of writing.

These values can vary due to natural variation in the ingredients. We reserve the right to change our recipe.

For the exact values we refer to the label.

Alltech® COPPENS

SUPREME-15

- Medium energy diet
- High performance
- For all sturgeon species
- For meat and caviar production
- For meat production

COMPOSITION:

Analyses (%)		Sizes
Protein	46	3.0 mm
Fat	15	4.5 mm
Crude fibre	1.5	6.0 mm
Ash	7.3	9.0 mm
Total P	1.00	

Vitamins added	
Vitamin A (IE/kg)	10000

Energy (MJ/kg)	
Gross Energy	20.9
Digestible Energy	18.3

Supreme-15 CAVIAR

FEEDING TABLE FOR LOW FEED CONVERSION RATIO (FCR)

Fish weight (g)	Feed size (mm)	< 12 °C	12 °C	14 °C	16 °C	18 °C	20 °C	22 °C	24 °C	> 24 °C
100-200	3.0	According to fish's appetite	0.53	0.70	0.94	1.13	1.37	1.65	1.31	According to fish's appetite & O2 level
200-350	4.5		0.46	0.61	0.81	0.98	1.19	1.44	1.14	
350-600	4.5		0.42	0.56	0.74	0.89	1.08	1.31	1.04	
600-800	4.5		0.38	0.51	0.68	0.82	0.99	1.20	0.95	
800-1000	4.5		0.36	0.47	0.63	0.76	0.92	1.11	0.88	
1000-2000	6.0		0.31	0.42	0.55	0.67	0.81	0.98	0.78	
2000-4000	6.0		0.22	0.29	0.39	0.47	0.57	0.68	0.54	
4000-6000	6.0		0.18	0.23	0.31	0.37	0.45	0.55	0.43	
6000-8000	6.0/9.0		0.14	0.19	0.25	0.30	0.36	0.44	0.35	
8000-15000	9.0		0.08	0.11	0.15	0.18	0.21	0.26	0.21	

Supreme-15 MEAT

FEEDING TABLE FOR LOW FEED CONVERSION RATIO (FCR)

Fish weight (g)	Feed size (mm)	< 12 °C	12 °C	14 °C	16 °C	18 °C	20 °C	22 °C	24 °C	> 24 °C
100-200	3.0	According to fish's appetite	0.53	0.70	0.94	1.13	1.37	1.65	1.31	According to fish's appetite & O2 level
200-350	4.5		0.46	0.61	0.81	0.98	1.19	1.44	1.14	
350-600	4.5		0.42	0.56	0.74	0.89	1.08	1.31	1.04	
600-800	4.5		0.38	0.51	0.68	0.82	0.99	1.20	0.95	
800-1000	4.5		0.36	0.47	0.63	0.76	0.92	1.11	0.88	
1000-1500	6.0		0.33	0.44	0.58	0.70	0.85	1.03	0.82	
1500-2500	6.0		0.30	0.40	0.53	0.64	0.77	0.93	0.74	
2500-4000	6.0		0.27	0.36	0.48	0.58	0.70	0.85	0.67	
4000-6000	6.0/9.0		0.25	0.33	0.44	0.53	0.64	0.77	0.61	
6000-8000	9.0		0.23	0.31	0.41	0.50	0.60	0.73	0.58	

* The feeding advice is expressed in % biomass/day.
* This feeding table is a guideline only and based on optimal conditions.

ECOLOGICAL FIGURES:

Discharge per 1000 kg production

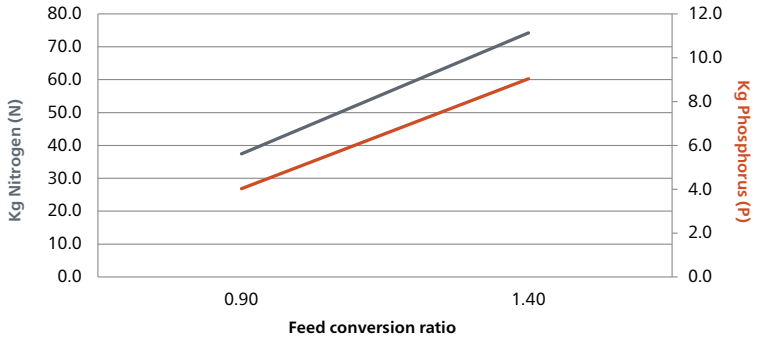

The values of the nutrients and vitamins are from the time of writing.
These values can vary due to natural variation in the ingredients. We reserve the right to change our recipe.
For the exact values we refer to the label.

Alltech® COPPENS

SUPREME-21

- Medium-high energy diet
- For semi-intensive farming
- Good performance
- High flesh quality
- For meat production

COMPOSITION:

Analyses (%)		Sizes
Protein	39 - 41	3.0 mm
Fat	19 - 22	4.5 mm
Crude fibre	1 - 2	6.0 mm
Ash	4 - 8	
Total P	0.75	

Vitamins added	
Vitamin A (IE/kg)	8936

Energy (MJ/kg)	
Gross Energy	21.2 - 23.2
Digestible Energy	18.8 - 19.2

FEEDING TABLE FOR LOW FEED CONVERSION RATIO (FCR)

Fish weight (g)	Feed size (mm)	< 12 °C	12 °C	14 °C	16 °C	18 °C	20 °C	22 °C	24 °C	> 24 °C
100-200	3.0	According to fish's appetite	0.52	0.69	0.91	1.10	1.33	1.61	1.28	According to fish's appetite & O2 level
200-350	4.5		0.45	0.60	0.79	0.96	1.16	1.40	1.11	
350-600	4.5		0.41	0.54	0.72	0.87	1.05	1.27	1.01	
600-800	4.5		0.37	0.50	0.66	0.80	0.97	1.17	0.93	
800-1000	4.5		0.35	0.46	0.61	0.74	0.89	1.08	0.86	
1000-1500	6.0		0.32	0.43	0.57	0.68	0.83	1.00	0.79	
1500-2500	6.0		0.29	0.39	0.51	0.62	0.75	0.91	0.72	
2500-4000	6.0		0.26	0.35	0.47	0.56	0.68	0.82	0.65	
4000-6000	6.0		0.24	0.32	0.43	0.52	0.62	0.75	0.60	
6000-8000	6.0		0.23	0.30	0.40	0.49	0.59	0.71	0.56	

* The feeding advice is expressed in % biomass/day.
* This feeding table is a guideline only and based on optimal conditions.

ECOLOGICAL FIGURES:

Discharge per 1000 kg production

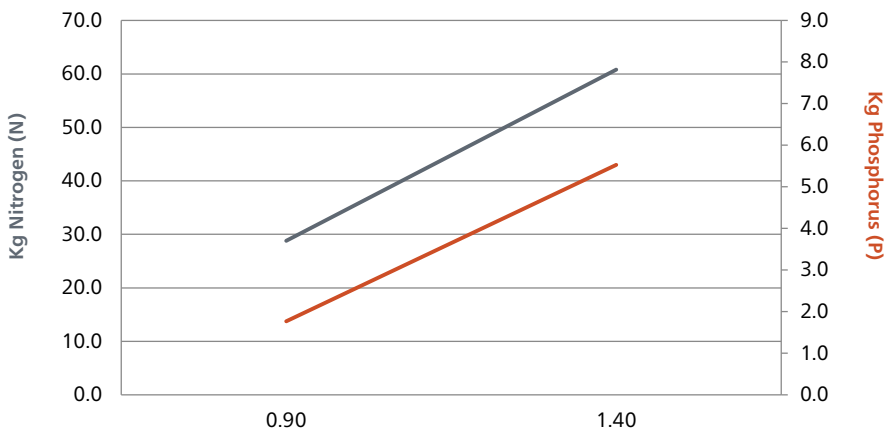

The values of the nutrients and vitamins are from the time of writing.
These values can vary due to natural variation in the ingredients. We reserve the right to change our recipe.
For the exact values we refer to the label.

Alltech® COPPENS

SUPREME-22

- High energy diet
- Fast and efficient growth
- For meat production

COMPOSITION:

Analyses (%)		Sizes
Protein	43 - 45	3.0 mm
Fat	20 - 23	4.5 mm
Crude fibre	1 - 2	6.0 mm
Ash	4 - 8	
Total P	0.90	

Vitamins added	
Vitamin A (IE/kg)	9138

Energy (MJ/kg)	
Gross Energy	21.4 - 23.4
Digestible Energy	19.2 - 19.5

FEEDING TABLE FOR LOW FEED CONVERSION RATIO (FCR)

Fish weight (g)	Feed size (mm)	< 12 °C	12 °C	14 °C	16 °C	18 °C	20 °C	22 °C	24 °C	> 24 °C
100-200	3.0	According to fish's appetite	0.51	0.67	0.89	1.08	1.31	1.58	1.26	According to fish's appetite & O2 level
200-350	4.5		0.44	0.59	0.78	0.94	1.14	1.38	1.09	
350-600	4.5		0.40	0.53	0.71	0.85	1.03	1.25	0.99	
600-800	4.5		0.37	0.49	0.65	0.78	0.95	1.15	0.91	
800-1000	4.5		0.34	0.45	0.60	0.73	0.88	1.06	0.84	
1000-1500	6.0		0.31	0.42	0.56	0.67	0.81	0.98	0.78	
1500-2500	6.0		0.28	0.38	0.50	0.61	0.74	0.89	0.71	
2500-4000	6.0		0.26	0.34	0.46	0.55	0.67	0.81	0.64	
4000-6000	6.0		0.24	0.31	0.42	0.51	0.61	0.74	0.59	
6000-8000	6.0		0.22	0.30	0.39	0.48	0.58	0.70	0.55	

* The feeding advice is expressed in % biomass/day.
* This feeding table is a guideline only and based on optimal conditions.

ECOLOGICAL FIGURES:

Discharge per 1000 kg production

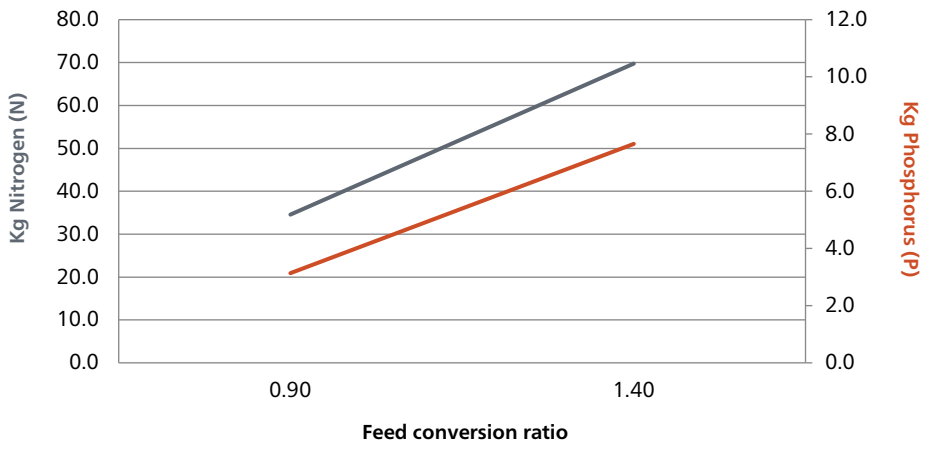

The values of the nutrients and vitamins are from the time of writing.
These values can vary due to natural variation in the ingredients. We reserve the right to change our recipe.
For the exact values we refer to the label.

Alltech® COPPENS

INTENSIV

- For semi-intensive farming
- Good performance
- Medium energy diet
- For caviar production

COMPOSITION:

Analyses (%)		Sizes
Protein	40	3.0 mm
Fat	10	4.5 mm
Crude fibre	2.3	6.0 mm
Ash	10.3	9.0 mm
Total P	1.37	

Vitamins added	
Vitamin A (IE/kg)	10000

Energy (MJ/kg)	
Gross Energy	18.8
Digestible Energy	15.7

FEEDING TABLE FOR LOW FEED CONVERSION RATIO (FCR)

Fish weight (g)	Feed size (mm)	< 12 °C	12 °C	14 °C	16 °C	18 °C	20 °C	22 °C	24 °C	> 24 °C
100-200	3.0	According to fish's appetite	0.60	0.79	1.06	1.28	1.54	1.87	1.48	According to fish's appetite & O2 level
200-350	4.5		0.52	0.69	0.92	1.11	1.34	1.62	1.29	
350-600	4.5		0.47	0.63	0.83	1.01	1.22	1.47	1.17	
600-800	4.5		0.43	0.58	0.76	0.92	1.12	1.35	1.07	
800-1000	4.5		0.40	0.53	0.71	0.86	1.04	1.25	1.00	
1000-2000	6.0		0.35	0.47	0.62	0.75	0.91	1.10	0.88	
2000-4000	6.0		0.25	0.33	0.44	0.53	0.64	0.77	0.61	
4000-6000	6.0		0.20	0.26	0.35	0.42	0.51	0.62	0.49	
6000-8000	6.0/9.0		0.16	0.21	0.28	0.34	0.41	0.50	0.40	
8000-15000	9.0		0.09	0.12	0.17	0.20	0.24	0.29	0.23	

* The feeding advice is expressed in % biomass/day.

* This feeding table is a guideline only and based on optimal conditions.

ECOLOGICAL FIGURES:

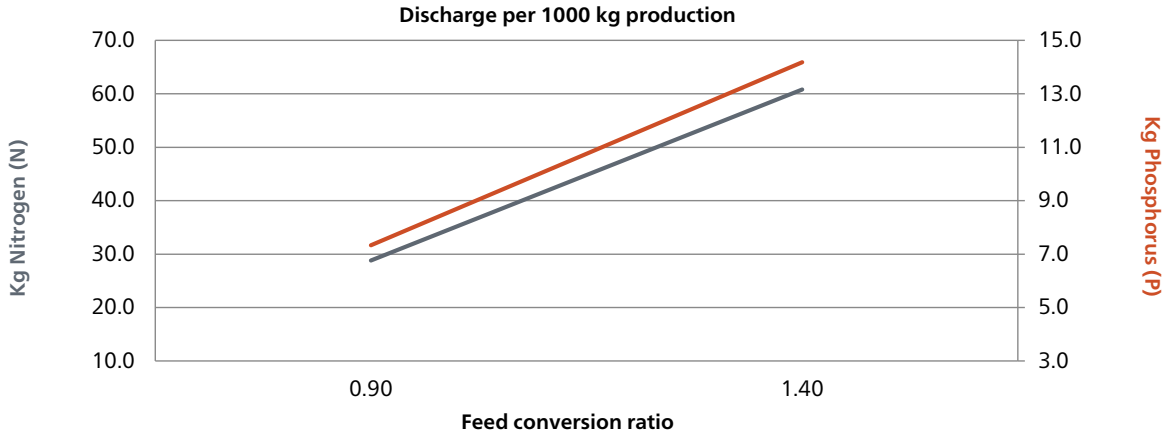

The values of the nutrients and vitamins are from the time of writing.

These values can vary due to natural variation in the ingredients. We reserve the right to change our recipe.

For the exact values we refer to the label.

Alltech® COPPENS

CAVIAR

- High quality low fat diet
- Very good caviar quality
- For all sturgeon species
- For caviar production

COMPOSITION:

Analyses (%)		Sizes
Protein	50	8.0 mm
Fat	12	
Crude fibre	0.9	
Ash	10.1	
Total P	1.68	

Vitamins added	
Vitamin A (IE/kg)	25000

Energy (MJ/kg)	
Gross Energy	19.9
Digestible Energy	17.7

FEEDING TABLE FOR LOW FEED CONVERSION RATIO (FCR)

Fish weight (g)	Feed size (mm)	< 12 ˚C	12 °C	14 °C	16 °C	18 °C	20 °C	22 °C	24 °C	> 24 ˚C
2000-4000	8.0	According to fish's appetite	0.22	0.30	0.40	0.48	0.58	0.70	0.56	According to fish's appetite & O2 level
4000-6000	8.0		0.18	0.24	0.32	0.38	0.46	0.56	0.44	
6000-8000	8.0		0.14	0.19	0.25	0.31	0.37	0.45	0.36	

* The feeding advice is expressed in % biomass/day.

* This feeding table is a guideline only and based on optimal conditions.

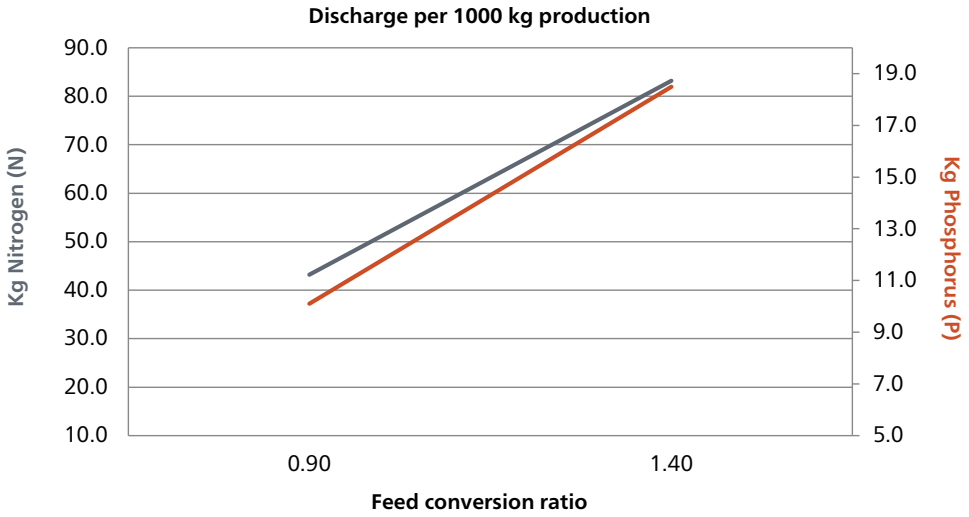

The values of the nutrients and vitamins are from the time of writing.
These values can vary due to natural variation in the ingredients. We reserve the right to change our recipe.
For the exact values we refer to the label.

Alltech® COPPENS

REPRO

- Broodstock diet
- Optimal egg development
- High egg quality and fry survival

COMPOSITION:

Analyses (%)		Sizes
Protein	48	6.0 mm
Fat	15	9.0 mm
Crude fibre	1.2	
Ash	10.2	
Total P	1.68	
Astaxanthin (mg/kg)	40	

Vitamins added	
Vitamin A (IE/kg)	25000

Energy (MJ/kg)	
Gross Energy	20.1
Digestible Energy	17.9

FEEDING TABLE FOR LOW FEED CONVERSION RATIO (FCR)

Fish weight (g)	Feed size (mm)	< 12 °C	12 °C	14 °C	16 °C	18 °C	20 °C	22 °C	24 °C	> 24 °C
1000-2000	6.0	According to fish's appetite	0.32	0.43	0.57	0.69	0.84	1.01	0.80	According to fish's appetite & O2 level
2000-4000	6.0		0.23	0.30	0.40	0.48	0.59	0.71	0.56	
4000-6000	6.0		0.18	0.24	0.32	0.39	0.47	0.57	0.45	
6000-8000	6.0-9.0		0.15	0.19	0.26	0.31	0.38	0.46	0.36	
8000-15000	9.0		0.09	0.11	0.15	0.18	0.22	0.27	0.21	

* The feeding advice is expressed in % biomass/day.
* This feeding table is a guideline only and based on optimal conditions.

ECOLOGICAL FIGURES:

Discharge per 1000 kg production

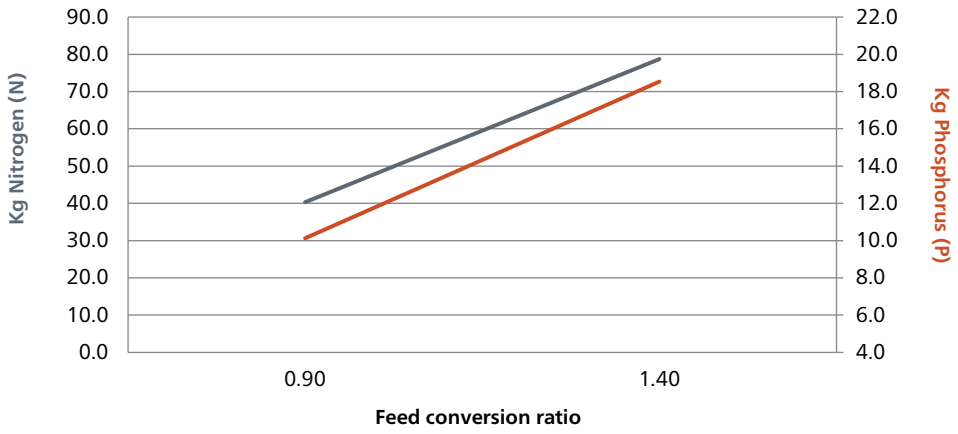

The values of the nutrients and vitamins are from the time of writing.
These values can vary due to natural variation in the ingredients. We reserve the right to change our recipe.
For the exact values we refer to the label.