

2022 - 2023 SEABASS & SEABREAM

Marine fish farming is characterized by its professionalism and rapid development. We are front runners in this field, developing trendsetting fish feed for European bass and sea bream.



Sinking feed



Floating feed



Semi-floating feed



Free from land animal protein




High digestibility



Omega-3 fatty acids



Designed for RAS



Sustainable fish feed



With astaxanthine



Low nitrogen and phosphorus emission



Improved resistance

Altech[®] COPPENS
DEDICATED TO **YOUR** PERFORMANCE



AQUATE™

Innovative premix in all **Alltech Coppens'** feeds.

- + Optimizes growth
- + Supports immune response
- + Optimizes digestive function
- + Contributes to mucous barrier protection
- + Contributes to external barrier protection

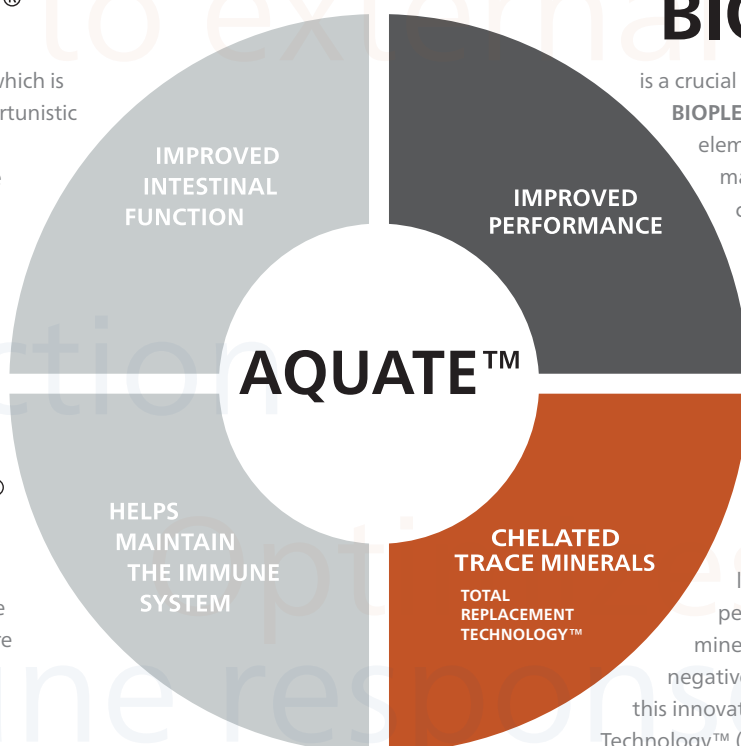


BIO-MOS®

is a mannan-oligosaccharide, which is known to bind and drain opportunistic bacteria. This can result in a significant improvement of the intestinal flora. Additionally, it can improve the structure and length of the microvilli in the gut through which the nutrient intake can increase. **BIO-MOS®** contributes to mucous barrier protection.

ACTIGEN®

is derived from yeast cell walls and supports the fish's immune response. **Actigen®** furthermore optimizes growth in fish.



BIOPLEX®

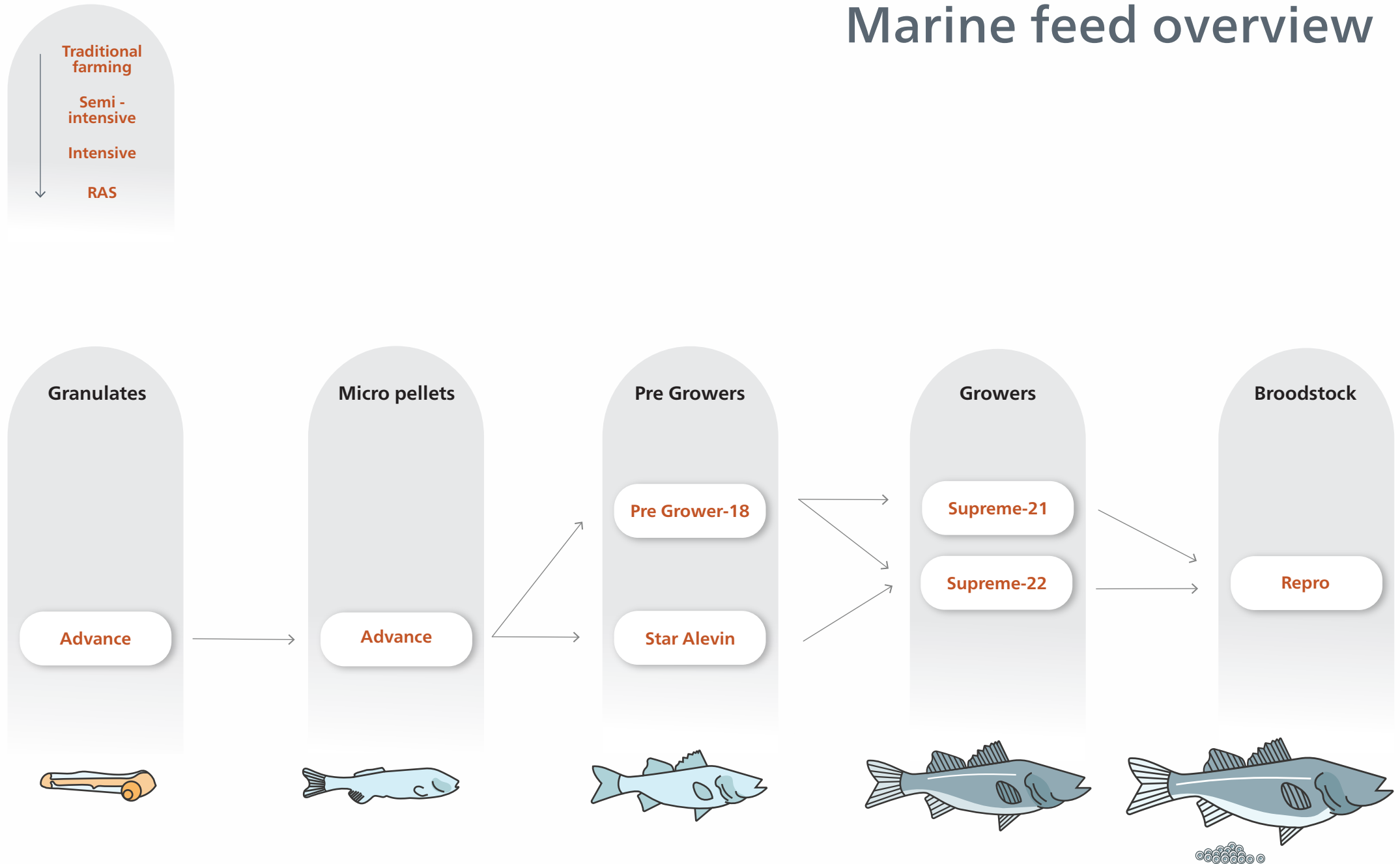
is a crucial element in our new premix. **BIOPLEX®** are organically bound trace elements such as zinc, copper, manganese & iron. With **BIOPLEX®** we can improve the health, growth & performance of the fish.

Break with tradition and feed your animals the modern way. Alltech has proven that chelated trace minerals in the form of Bioplex® and Sel-Plex® can be included at significantly lower levels while improving animal performance. This optimizes animal mineral requirements and reduces negative environmental impacts. We call this innovation Alltech's Total Replacement Technology™ (TRT).



Alltech® COPPENS

Marine feed overview



- For semi-intensive farming
- High performance
- High survival
- Medium energy starter diet



COMPOSITION:

Analyses (%)	0.2-0.3 mm	0.3-0.5 mm	0.5-0.8 mm	1.0 mm	1.5 mm
Protein	56	56	56	54	54
Fat	15	15	15	15	15
Crude fibre	0.3	0.3	0.3	0.3	0.3
Ash	11.3	11.3	11.3	10.6	10.6
Total P	1.77	1.77	1.77	1.72	1.72

Vitamins added

Vitamin A (IE/kg)	16667	16667	16667	13333	13333
-------------------	-------	-------	-------	-------	-------

Energy (MJ/kg)

Gross Energy	21.2	21.2	21.2	21.0	21.0
Digestible Energy	19.2	19.2	19.2	19.3	19.3

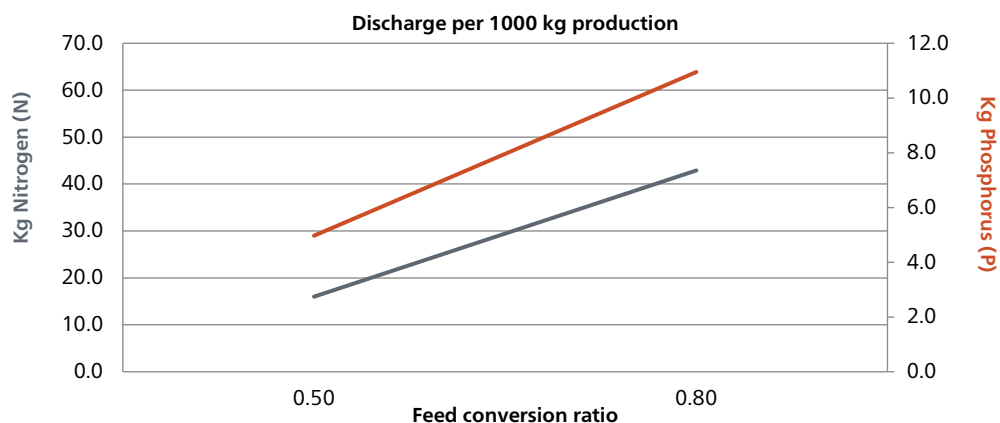
FEEDING TABLE FOR OPTIMAL GROWTH

Fish weight (g)	Feed size (mm)	< 12 °C	12 °C	14 °C	16 °C	18 °C	20 °C	22 °C	24 °C	26 °C	28 °C	> 28 °C
< 0.1	0.2-0.3	According to fish's appetite	Larvae fed to satiation									According to fish's appetite & O2 level
0.1-0.2	0.3-0.5		1.28	1.60	2.80	3.80	4.80	5.80	6.10	5.90	5.70	
0.2-0.4	0.5-0.8		1.12	1.40	2.60	3.40	4.40	5.30	5.60	5.40	4.60	
0.4-1.0	0.5-0.8		0.96	1.20	1.60	2.40	2.90	4.40	5.20	4.80	3.80	
1-4	1.0		0.92	1.18	1.57	2.08	2.77	3.68	5.14	4.47	3.58	
4-8	1.0-1.5		0.77	0.99	1.32	1.75	2.33	3.09	4.31	3.75	3.00	
8-15	1.5		0.68	0.87	1.15	1.54	2.04	2.72	3.79	3.29	2.64	

* The feeding advice is expressed in % biomass/day.

* This feeding table is a guideline only and based on optimal conditions.

ECOLOGICAL FIGURES:



The values of the nutrients and vitamins are from the time of writing.

These values can vary due to natural variation in the ingredients. We reserve the right to change our recipe.

For the exact values we refer to the label.

- Semi-intensive farming
- Good performance



COMPOSITION:

Analyses (%)

Protein	45
Fat	18
Crude fibre	1.2
Ash	8.8
Total P	1.49

Sizes

2.0 mm

Vitamins added

Vitamin A (IE/kg)	11667
-------------------	-------

Energy (MJ/kg)

Gross Energy	21.3
Digestible Energy	19.1

FEEDING TABLE FOR OPTIMAL GROWTH

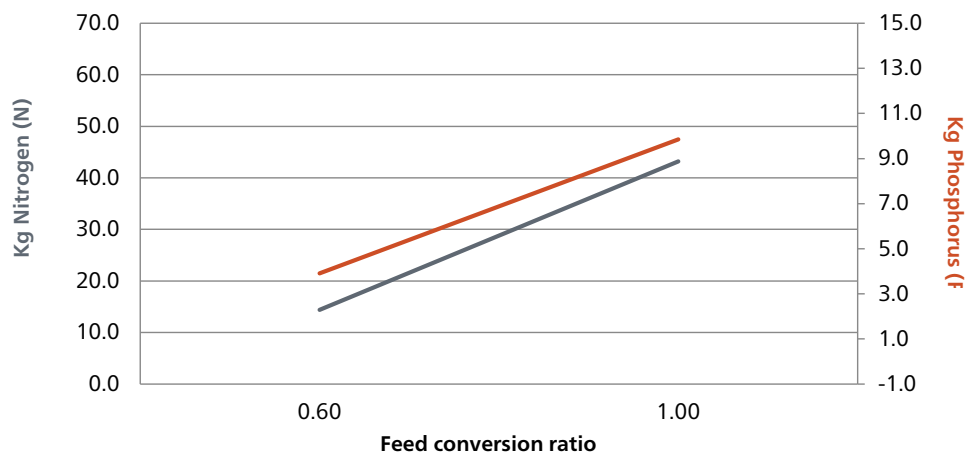
Fish weight (g)	Feed size (mm)	< 12 °C	12 °C	14 °C	16 °C	18 °C	20 °C	22 °C	24 °C	26 °C	28 °C	> 28 °C
15-25	2.0	According to fish's appetite	0.59	0.75	1.00	1.33	1.77	2.35	3.28	2.85	2.28	According to fish's appetite & O2 level
25-50	2.0		0.52	0.66	0.88	1.17	1.56	2.07	2.89	2.52	2.01	

* The feeding advice is expressed in % biomass/day.

* This feeding table is a guideline only and based on optimal conditions.

ECOLOGICAL FIGURES:

Discharge per 1000 kg production



The values of the nutrients and vitamins are from the time of writing.

These values can vary due to natural variation in the ingredients. We reserve the right to change our recipe.

For the exact values we refer to the label.

- High protein level
- High performance
- Also very good for perch and pike perch



COMPOSITION:

Analyses (%)

Protein	54
Fat	15
Crude fibre	1.2
Ash	9.9
Total P	1.52

Sizes

2.0 mm

Vitamins added

Vitamin A (IE/kg)	11667
-------------------	-------

Energy (MJ/kg)

Gross Energy	20.9
Digestible Energy	18.8

FEEDING TABLE FOR OPTIMAL GROWTH

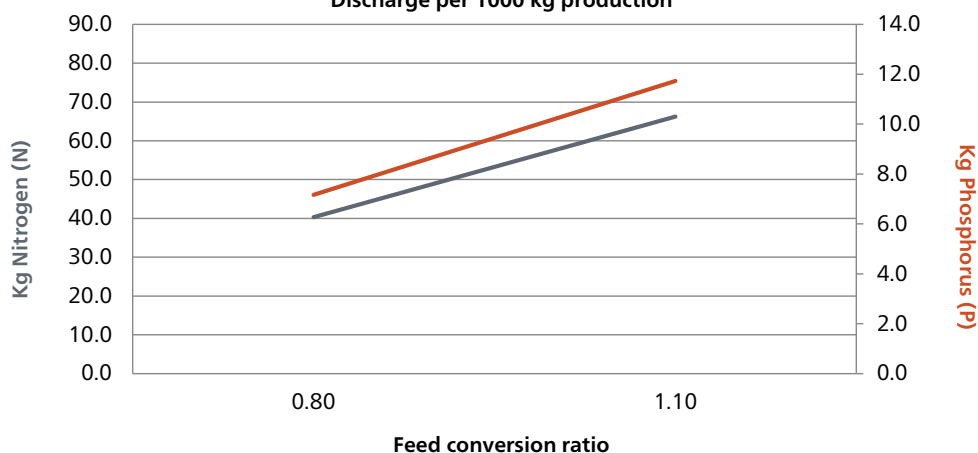
Fish weight (g)	Feed size (mm)	< 12 °C	12 °C	14 °C	16 °C	18 °C	20 °C	22 °C	24 °C	26 °C	28 °C	> 28 °C
15-25	2.0		0.61	0.78	1.03	1.37	1.83	2.43	3.39	2.95	2.36	
25-50	2.0	According to fish's appetite	0.54	0.69	0.91	1.21	1.61	2.14	2.99	2.60	2.08	According to fish's appetite & O2 level

* The feeding advice is expressed in % biomass/day.

* This feeding table is a guideline only and based on optimal conditions.

ECOLOGICAL FIGURES:

Discharge per 1000 kg production



The values of the nutrients and vitamins are from the time of writing.

These values can vary due to natural variation in the ingredients. We reserve the right to change our recipe.

For the exact values we refer to the label.

- Medium energy diet
- Semi-intensive farming
- Good performance
- High flesh quality



COMPOSITION:

Analyses (%)		Sizes
Protein	39 - 41	3.0 mm
Fat	19 - 22	4.5 mm
Crude fibre	1 - 2	
Ash	4 - 8	
Total P	0.75	

Vitamins added

Vitamin A (IE/kg)	8936
-------------------	------

Energy (MJ/kg)

Gross Energy	21.2 - 23.2
Digestible Energy	18.8 - 19.2

FEEDING TABLE FOR OPTIMAL GROWTH

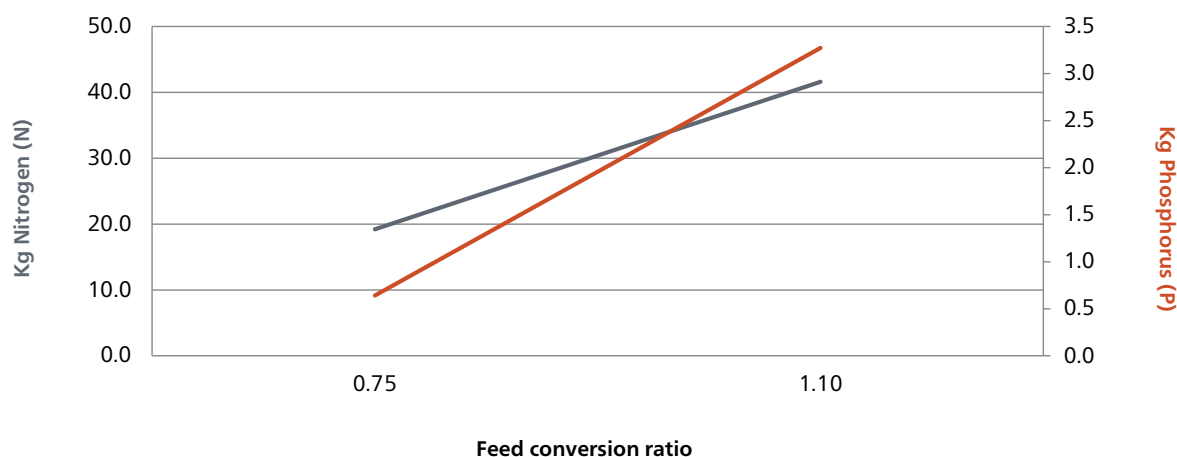
Fish weight (g)	Feed size (mm)	< 12 °C	12 °C	14 °C	16 °C	18 °C	20 °C	22 °C	24 °C	26 °C	28 °C	> 28 °C
50-100	3.0	According to fish's appetite	0.40	0.50	0.70	0.99	1.49	1.69	1.89	2.09	1.69	According to fish's appetite & O2 level
100-200	3.0		0.28	0.35	0.55	0.89	1.09	1.29	1.39	1.79	1.29	
200-300	4.5		0.24	0.30	0.50	0.65	0.79	0.89	1.09	1.19	1.09	
300-500	4.5		0.20	0.25	0.45	0.55	0.70	0.79	0.89	1.09	0.99	
> 500	4.5		0.16	0.20	0.40	0.50	0.60	0.70	0.89	0.89	0.70	

* The feeding advice is expressed in % biomass/day.

* This feeding table is a guideline only and based on optimal conditions.

ECOLOGICAL FIGURES:

Discharge per 1000 kg production



Feed conversion ratio

The values of the nutrients and vitamins are from the time of writing.

These values can vary due to natural variation in the ingredients. We reserve the right to change our recipe.

For the exact values we refer to the label.

- High energy diet
- Fast and efficient growth
- Especially good for bass



COMPOSITION:

Analyses (%)

Protein	43 - 45	Sizes
Fat	20 - 23	3.0 mm
Crude fibre	1 - 2	4.5 mm
Ash	4 - 8	
Total P	0.90	

Vitamins added

Vitamin A (IE/kg)	9138
-------------------	------

Energy (MJ/kg)

Gross Energy	21.4 - 23.4
Digestible Energy	19.2 - 19.5

FEEDING TABLE FOR OPTIMAL GROWTH

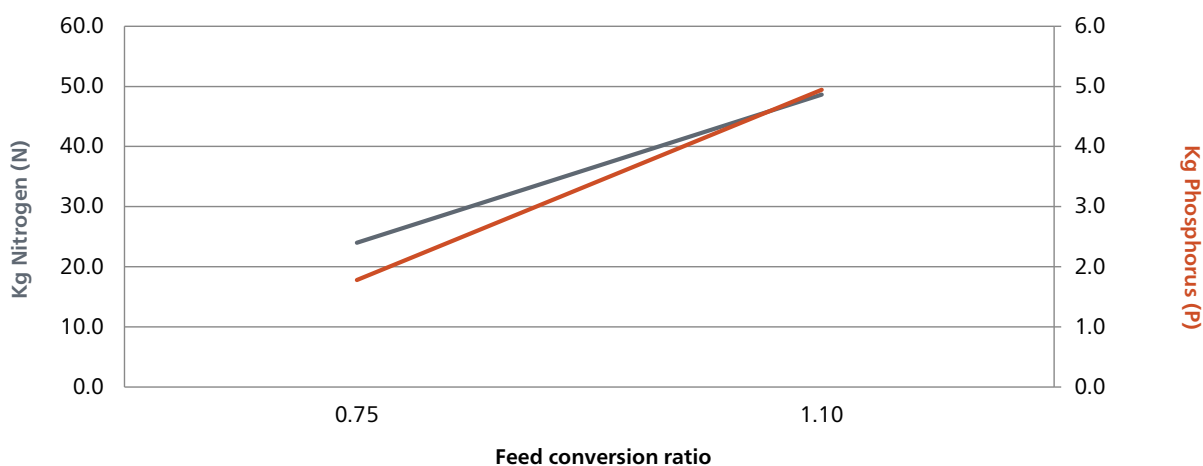
Fish weight (g)	Feed size (mm)	< 12 °C	12 °C	14 °C	16 °C	18 °C	20 °C	22 °C	24 °C	26 °C	28 °C	> 28 °C
50-100	3.0		0.39	0.49	0.68	0.98	1.46	1.66	1.85	2.05	1.66	
100-200	3.0	According to fish's appetite	0.27	0.34	0.54	0.88	1.07	1.27	1.37	1.76	1.27	According to fish's appetite & O2 level
200-300	4.5		0.23	0.29	0.49	0.63	0.78	0.88	1.07	1.17	1.07	
300-500	4.5		0.20	0.24	0.44	0.54	0.68	0.78	0.88	1.07	0.98	
> 500	4.5		0.16	0.20	0.39	0.49	0.59	0.68	0.88	0.88	0.68	

* The feeding advice is expressed in % biomass/day.

* This feeding table is a guideline only and based on optimal conditions.

ECOLOGICAL FIGURES:

Discharge per 1000 kg production



The values of the nutrients and vitamins are from the time of writing.

These values can vary due to natural variation in the ingredients. We reserve the right to change our recipe.

For the exact values we refer to the label.

- Broodstock diet
- Optimal egg development
- High egg quality and fry survival



COMPOSITION:

Analyses (%)

Protein	48	
Fat	15	9.0 mm
Crude fibre	1.2	
Ash	10.2	
Total P	1.68	
Astaxanthin (mg/kg)	40	

Sizes

Vitamins added

Vitamin A (IE/kg)	25000
-------------------	-------

Energy (MJ/kg)

Gross Energy	20.1
Digestible Energy	17.9

FEEDING TABLE FOR OPTIMAL GROWTH

Fish weight (g)	Feed size (mm)	< 12 °C	12 °C	14 °C	16 °C	18 °C	20 °C	22 °C	24 °C	26 °C	28 °C	> 28 °C
> 600	9.0		0.16	0.20	0.25	0.30	0.35	0.50	0.60	0.50	0.40	

According to fish's appetite

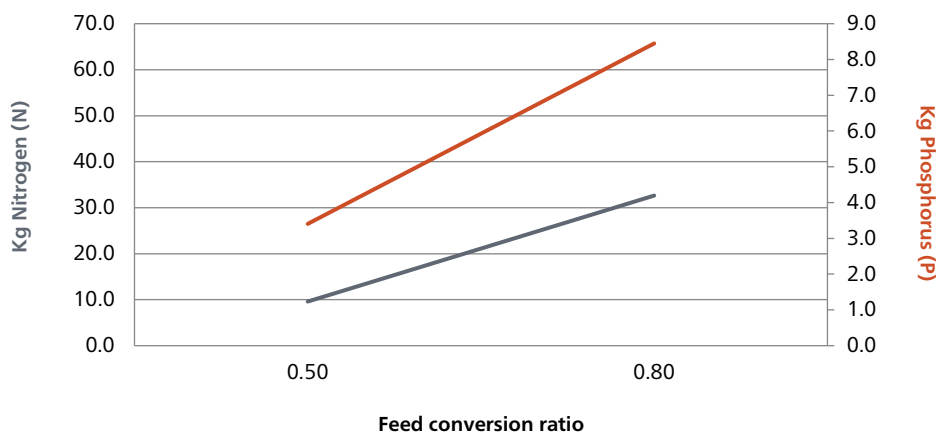
According to fish's appetite & O2 level

* The feeding advice is expressed in % biomass/day.

* This feeding table is a guideline only and based on optimal conditions.

ECOLOGICAL FIGURES:

Discharge per 1000 kg production



The values of the nutrients and vitamins are from the time of writing.

These values can vary due to natural variation in the ingredients. We reserve the right to change our recipe.

For the exact values we refer to the label.