

2022 - 2023

EEL

Eels are very picky eaters. By using the best possible raw materials and techniques we offer a "extremely" constant and palatable eel feed. Resulting in low feed conversions and higher fish yields from your system.




Sinking feed



Designed for RAS



Floating feed



Sustainable fish feed



Semi-floating feed



With astaxanthine



Free from land animal protein



Low nitrogen and phosphorus emission



High digestibility



Improved resistance



Omega-3 fatty acids



AQUATE™

Innovative premix in all **Alltech Coppens'** feeds.

- + Optimizes growth
- + Supports immune response
- + Optimizes digestive function
- + Contributes to mucous barrier protection
- + Contributes to external barrier protection

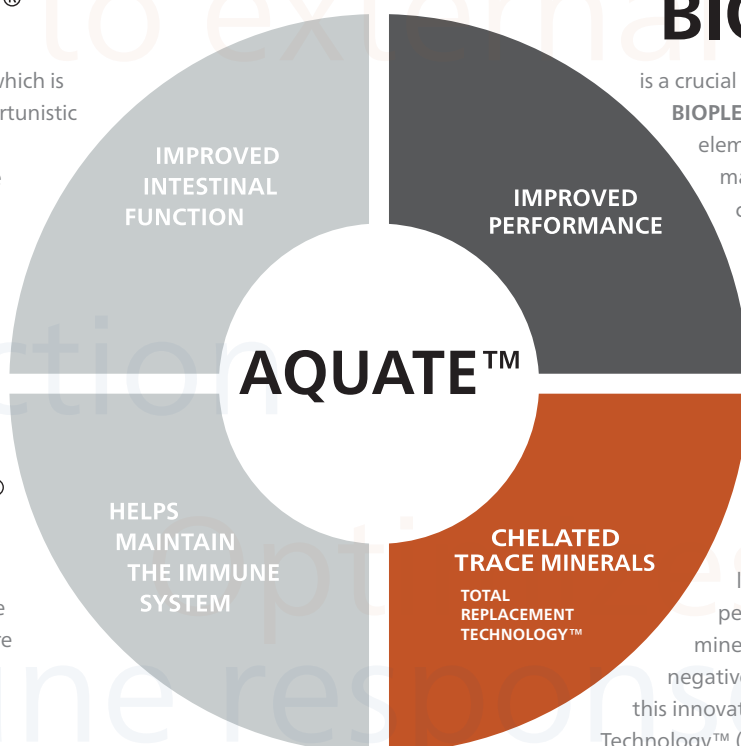


BIO-MOS®

is a mannan-oligosaccharide, which is known to bind and drain opportunistic bacteria. This can result in a significant improvement of the intestinal flora. Additionally, it can improve the structure and length of the microvilli in the gut through which the nutrient intake can increase. **BIO-MOS®** contributes to mucous barrier protection.

ACTIGEN®

is derived from yeast cell walls and supports the fish's immune response. **Actigen®** furthermore optimizes growth in fish.



BIOPLEX®

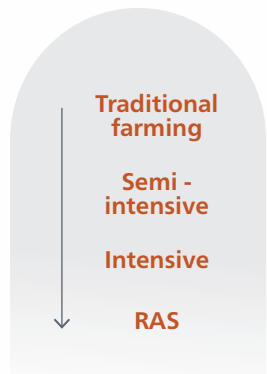
is a crucial element in our new premix. **BIOPLEX®** are organically bound trace elements such as zinc, copper, manganese & iron. With **BIOPLEX®** we can improve the health, growth & performance of the fish.

Break with tradition and feed your animals the modern way. Alltech has proven that chelated trace minerals in the form of Bioplex® and Sel-Plex® can be included at significantly lower levels while improving animal performance. This optimizes animal mineral requirements and reduces negative environmental impacts. We call this innovation Alltech's Total Replacement Technology™ (TRT).



Alltech® COPPENS

Eel feed overview



- Highest quality ingredients
- Very high performance
- High, consistent quality
- Very attractive smell and taste



COMPOSITION:

Analyses (%)	1.2 mm	1.5 mm	2.0 mm	3.0 mm
Protein	50	48	48	48
Fat	26	28	29	29
Crude fibre	0.2	0.2	0.2	0.2
Ash	8.1	7.8	7.7	7.7
Total P	1.18	1.13	1.13	1.13

Vitamins added

Vitamin A (IE/kg)	13333	13333	10000	10000
-------------------	-------	-------	-------	-------

Energy (MJ/kg)

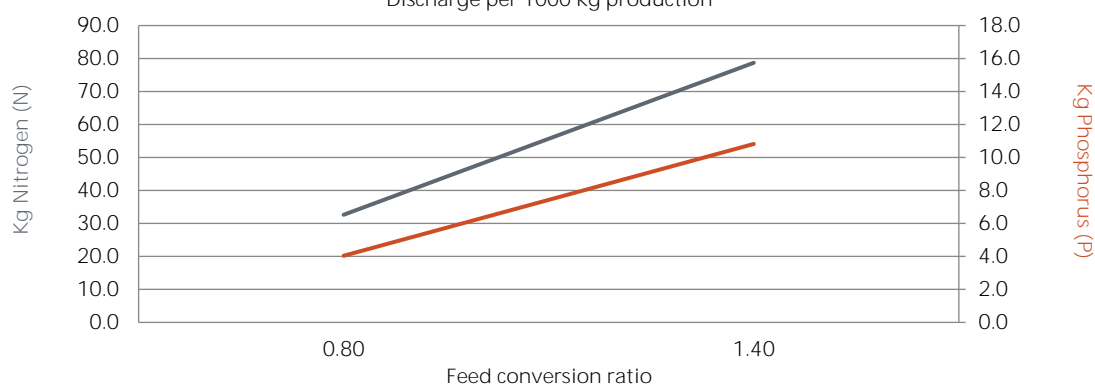
Gross Energy	24.3	24.7	24.5	24.5
Digestible Energy	22.4	22.7	22.6	22.6

FEEDING TABLE FOR OPTIMAL GROWTH

Fish weight (g)	Feed (%/BW/d)	Feed size (mm)
0.3	0.5	0.3-0.5
0.5	3.6	0.5-0.8
1	3.0	0.5-0.8
2	2.1	0.8-1.2
5	1.7	0.8-1.2/1.2
10	1.4	1.2
15	1.3	1.5
20	1.2	1.5
30	1.1	1.5
40	1.0	2
50	0.94	2
80	0.84	2
120	0.76	2/3
180	0.68	2/3
250	0.63	2/3
300	0.60	2/3

ECOLOGICAL FIGURES:

Discharge per 1000 kg production



The values of the nutrients and vitamins are from the time of writing.

These values can vary due to natural variation in the ingredients. We reserve the right to change our recipe.

For the exact values we refer to the label.