2026 - 2027
CARP



Carp farming is an ancient form of fish breeding.
To this day, carp are still farmed for consumption,
to populate natural waters, and for commercial fish ponds.

- S — Sinking feed
- F — Floating feed
- SF — Semi-floating feed
- LAP free — Free from land animal protein
- High digestiblity
- RAS — Designed for RAS
- With astaxanthine
- N+P — Low nitrogen and phosphorus emission
- Improved resistance
- Ω-3 — Omega-3 fatty acids



Alltech® COPPENS

DEDICATED TO YOUR PERFORMANCE

AQUATE™

Innovative premix in all **Alltech Coppens'** feeds.

- Optimizes growth
- Supports immune response
- Optimizes digestive function
- Contributes to mucous barrier protection
- Contributes to external barrier protection

BIO-MOS®

is a mannan-oligosaccharide, which is known to bind and drain opportunistic bacteria. This can result in a significant improvement of the intestinal flora. Additionally, it can improve the structure and length of the microvilli in the gut through which the nutrient intake can increase. **BIO-MOS®** contributes to mucous barrier protection.

ACTIGEN®

is derived from yeast cell walls and supports the fish's immune response. **Actigen®** furthermore optimizes growth in fish.

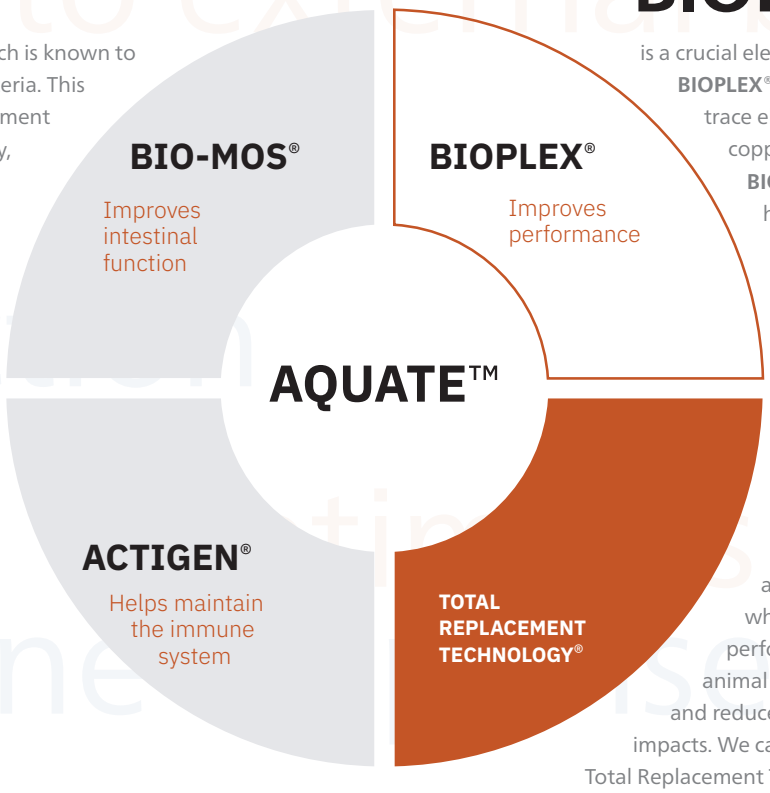

BIOPLEX®

is a crucial element in our new premix. **BIOPLEX®** are organically bound trace elements such as zinc, copper, manganese & iron. With **BIOPLEX®** we can improve the health, growth & performance of the fish.

Break with tradition and feed your animals the modern way.

Alltech has proven that chelated trace minerals in the form of Bioplex® and Sel-Plex® can be included at significantly lower levels while improving animal performance. This optimizes animal mineral requirements and reduces negative environmental impacts. We call this innovation Alltech's Total Replacement Technology™ (TRT).



Alltech® COPPENS

Carp feed overview

Traditional farming

Semi - intensive

Intensive

RAS

Granulates

Advance

Micro pellets

Intensiv

Advance

Pre Growers

Carp Speed

Intensiv

Premium Select

Pre Grower-15 EF

Growers

Carp Speed

Intensiv

Premium Select

Grower-13 EF

Growers with Astax

Grower Astax

Broodstock

Repro

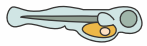







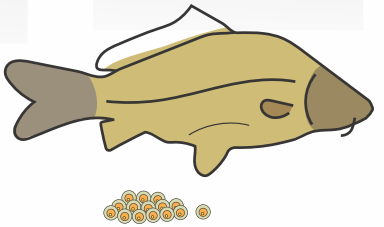

Alltech COPPENS

ADVANCE

- For semi-intensive farming
- High performance
- High survival
- Medium energy starter diet

COMPOSITION:

Analyses (%)	0.2-0.3 mm	0.3-0.5 mm	0.5-0.8 mm	1.00 mm	1.5 mm
Protein	56	56	56	54	54
Fat	15	15	15	15	15
Crude fibre	0,3	0,3	0,3	0,5	0,5
Ash	10,5	10,5	10,5	9,3	9,3
Total P	1,71	1,71	1,71	1,59	1,59
Vitamins added					
Vitamin A (IE/kg)	16667	16667	16667	11995	11995
Energy (MJ/kg)					
Gross Energy	21,0	21,0	21,0	21,1	21,1
Digestible Energy	19,2	19,2	19,2	19,0	19,0

FEEDING TABLE FOR OPTIMAL GROWTH

Fish weight (g)	Feed size (mm)	<10°C	10°C	12°C	14°C	16°C	18°C	20°C	22°C	24°C	26°C	>26°C
< 0.2	0.2-0.3		Larvae fed to satiation									
0.2-0.5	0.3-0.5	According to fish's appetite	2,23	2,69	3,26	3,94	4,76	5,76	6,96	8,42	7,58	According to fish's appetite & O2 level
0.5-1.5	0.5-0.8		1,91	2,31	2,80	3,38	4,09	4,94	5,98	7,23	6,51	
1.5-5	0.5-0.8		1,66	2,01	2,43	2,94	3,56	4,30	5,21	6,29	5,67	
5.0-8.0	1.0-1.5		1,24	1,50	1,82	2,20	2,65	3,21	3,88	4,69	4,23	
8.0-15.0	1,5		1,10	1,33	1,61	1,94	2,35	2,84	3,43	4,15	3,74	

* The feeding advice is expressed in % biomass/day.

* This feeding table is a guideline only and based on optimal conditions.

ECOLOGICAL FIGURES:

Discharge per 1000 kg production

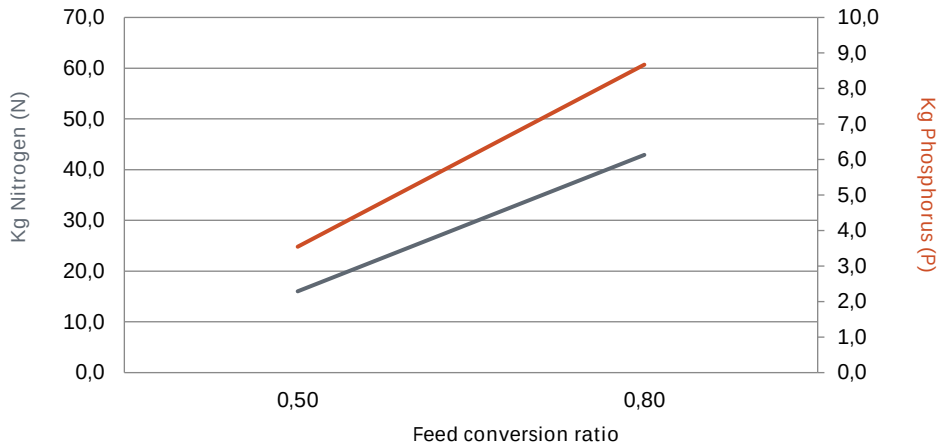

The values of the nutrients and vitamins are from the time of writing.

These values can vary due to natural variation in the ingredients. We reserve the right to change our recipe.

For the exact values we refer to the label.

11-2026

INTENSIV 1.5MM

- Semi-intensive farming
- Good performance
- Excellent for roach

COMPOSITION:

Analyses (%)		Sizes
Protein	40	1.5 mm
Fat	10	
Crude fibre	1,2	
Ash	7,3	
Total P	1,37	

Vitamins added	
Vitamin A (IE/kg)	13333

Energy (MJ/kg)	
Gross Energy	19,2
Digestible Energy	16,1

FEEDING TABLE FOR LOW FEED CONVERSION RATIO (FCR)

Fish weight (g)	Feed size (mm)	< 10 °C	10 °C	12 °C	14 °C	16 °C	18 °C	20 °C	22 °C	24 °C	26 °C	> 26 °C
8-15	1,5		1,04	1,26	1,52	1,84	2,23	2,69	3,25	3,94	3,54	
25-50	2,0	According to fish's appetite	0,87	1,05	1,27	1,53	1,85	2,24	2,71	3,28	2,95	According to fish's appetite & O2 level

* The feeding advice is expressed in % biomass/day.

* This feeding table is a guideline only and based on optimal conditions.

ECOLOGICAL FIGURES:

Discharge per 1000 kg production

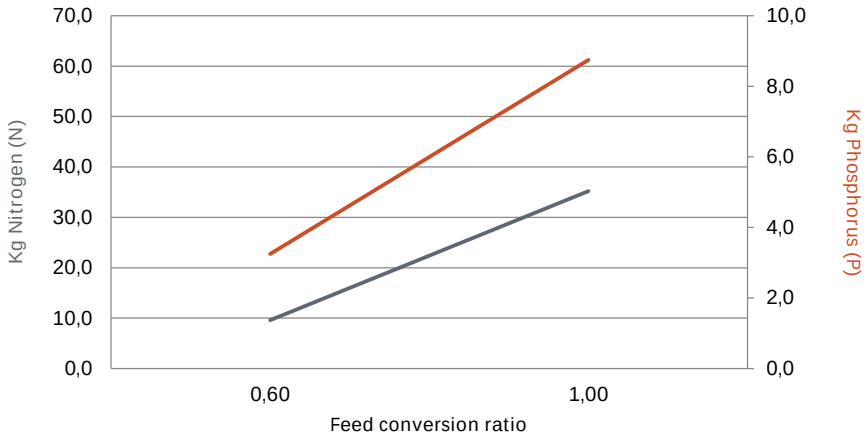

The values of the nutrients and vitamins are from the time of writing.

These values can vary due to natural variation in the ingredients. We reserve the right to change our recipe.

For the exact values we refer to the label.

11-2026

PREMIUM SELECT 2MM

- High energy diet
- High attractivity
- Good performance
- For semi-intensive farming
- Good for autumn feeding

COMPOSITION:

Analyses (%)		Sizes
Protein	32	2.0 mm
Fat	15	
Crude fibre	1,5	
Ash	11,7	
Total P	2,05	

Vitamins added	
Vitamin A (IE/kg)	10000

Energy (MJ/kg)	
Gross Energy	19,0
Digestible Energy	15,7

FEEDING TABLE FOR LOW FEED CONVERSION RATIO (FCR)

Fish weight (g)	Feed size (mm)	< 10 °C	10 °C	12 °C	14 °C	16 °C	18 °C	20 °C	22 °C	24 °C	26 °C	> 26 °C
15-25	2.0		1,06	1,28	1,55	1,87	2,26	2,73	3,31	4,00	3,60	
25-50	2.0	According to fish's appetite	0,93	1,13	1,36	1,65	1,99	2,41	2,92	3,53	3,17	According to fish's appetite & O2 level

* The feeding advice is expressed in % biomass/day.

* This feeding table is a guideline only and based on optimal conditions.

ECOLOGICAL FIGURES:

Discharge per 1000 kg production

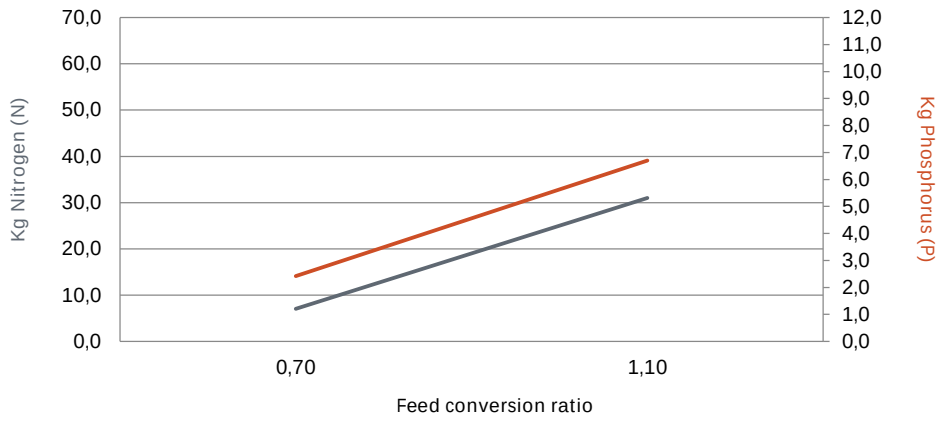

The values of the nutrients and vitamins are from the time of writing.

These values can vary due to natural variation in the ingredients. We reserve the right to change our recipe.

For the exact values we refer to the label.

11-2026

CARP SPEED 2MM

- Good performance
- Very pallatable

COMPOSITION:

Analyses (%)		Sizes
Protein	28	2.0 mm
Fat	8	
Crude fibre	3,5	
Ash	6,7	
Total P	0,75	

Vitamins added	
Vitamin A (IE/kg)	4000

Energy (MJ/kg)	
Gross Energy	19,1
Digestible Energy	14,6

FEEDING TABLE FOR LOW FEED CONVERSION RATIO (FCR)

Fish weight (g)	Feed size (mm)	< 10 °C	10 °C	12 °C	14 °C	16 °C	18 °C	20 °C	22 °C	24 °C	26 °C	26 °C
15-25	2,0	According to fish's appetite	1,05	1,27	1,53	1,85	2,24	2,71	3,27	3,96	3,56	According to fish's appetite & O2 level
25-50	2		0,92	1,12	1,35	1,63	1,97	2,39	2,89	3,49	3,14	

* The feeding advice is expressed in % biomass/day.

* This feeding table is a guideline only and based on optimal conditions.

ECOLOGICAL FIGURES:

Discharge per 1000 kg production

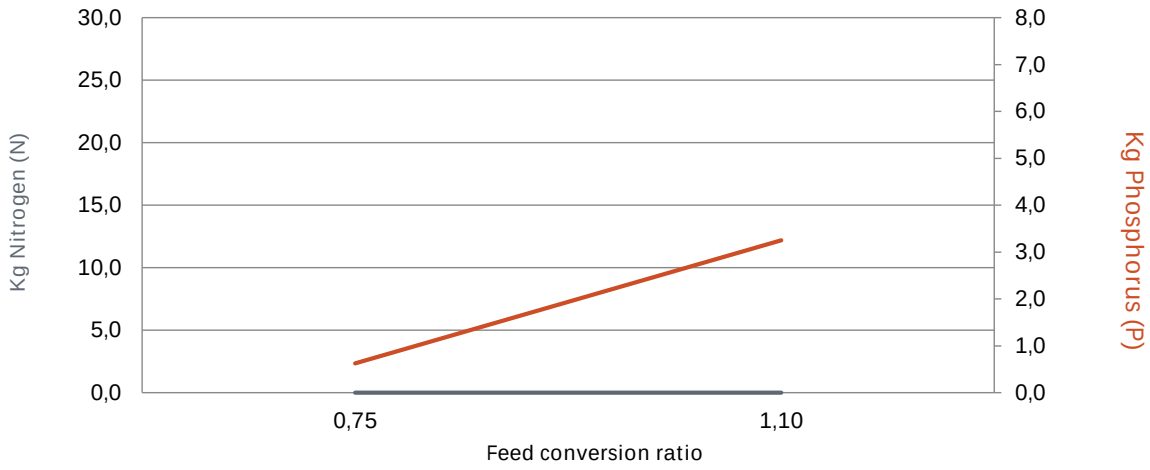

The values of the nutrients and vitamins are from the time of writing.

These values can vary due to natural variation in the ingredients. We reserve the right to change our recipe.

For the exact values we refer to the label.

11-2026

INTENSIV 2MM

- Medium energy diet
- For semi-intensive farming
- Good performance

COMPOSITION:

Analyses (%)		Sizes
Protein	40	2.0 mm
Fat	10	
Crude fibre	1,2	
Ash	7,3	
Total P	1,37	

Vitamins added	
Vitamin A (IE/kg)	13333

Energy (MJ/kg)	
Gross Energy	19,2
Digestible Energy	16,1

FEEDING TABLE FOR LOW FEED CONVERSION RATIO (FCR)

Fish weight (g)	Feed size (mm)	< 10 ˚C	10 °C	12 °C	14 °C	16 °C	18 °C	20 °C	22 °C	24 °C	26 °C	> 26 ˚C
15-25	2,0		1,04	1,26	1,52	1,84	2,23	2,69	3,25	3,94	3,54	
25-50	2,0	According to fish's appetite	0,87	1,05	1,27	1,53	1,85	2,24	2,71	3,28	2,95	According to fish's appetite & O2 level

* The feeding advice is expressed in % biomass/day.

* This feeding table is a guideline only and based on optimal conditions.

ECOLOGICAL FIGURES:

Discharge per 1000 kg production

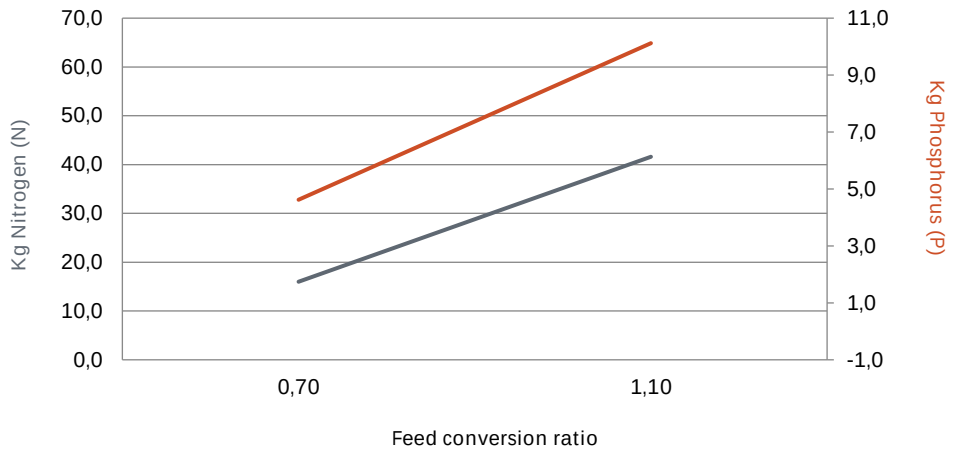

The values of the nutrients and vitamins are from the time of writing.

These values can vary due to natural variation in the ingredients. We reserve the right to change our recipe.

For the exact values we refer to the label.

11-2026

PRE GROWER-15 EF

- High performance
- Very pallatable
- Optical feeding control

COMPOSITION:

Analyses (%)		Sizes
Protein	50	2.0 mm
Fat	15	
Crude fibre	0,5	
Ash	7,6	
Total P	1,33	

Vitamins added	
Vitamin A (IE/kg)	11668

Energy (MJ/kg)	
Gross Energy	21,3
Digestible Energy	19,2

FEEDING TABLE FOR LOW FEED CONVERSION RATIO (FCR)

Fish weight (g)	Feed size (mm)	< 10 °C	10 °C	12 °C	14 °C	16 °C	18 °C	20 °C	22 °C	24 °C	26 °C	> 26 °C
15-25	2,0	According to fish's appetite	0,93	1,13	1,37	1,65	2,00	2,42	2,92	3,53	3,18	According to fish's appetite & O2 level
25-50	2,0		0,82	1,00	1,20	1,46	1,76	2,13	2,58	3,11	2,80	

* The feeding advice is expressed in % biomass/day.

* This feeding table is a guideline only and based on optimal conditions.

ECOLOGICAL FIGURES:

Discharge per 1000 kg production

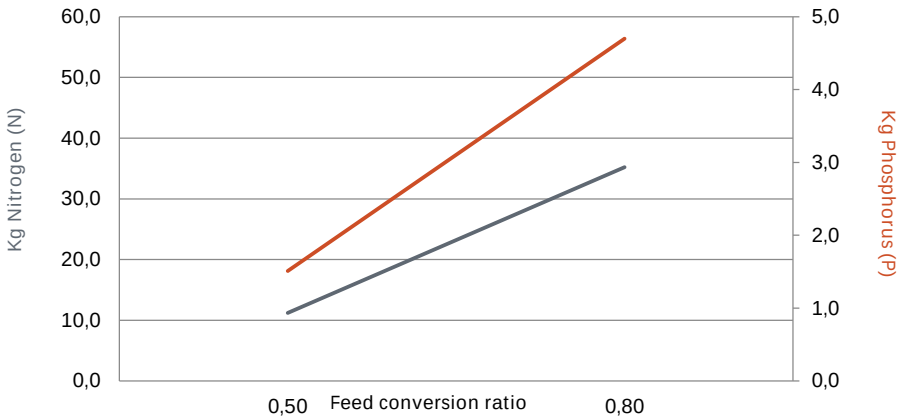

The values of the nutrients and vitamins are from the time of writing.

These values can vary due to natural variation in the ingredients. We reserve the right to change our recipe.

For the exact values we refer to the label.

11-2026

CARP SPEED

- Good performance
- Very pallatable

COMPOSITION:

Analyses (%)		Sizes
Protein	28	4.5 mm
Fat	8	6.0 mm
Crude fibre	3,5	8.0 mm
Ash	6,7	
Total P	0,75	

Vitamins added	
Vitamin A (IE/kg)	4000

Energy (MJ/kg)	
Gross Energy	19,1
Digestible Energy	14,6

FEEDING TABLE FOR LOW FEED CONVERSION RATIO (FCR)

Fish weight (g)	Feed size (mm)	< 10 °C	10 °C	12 °C	14 °C	16 °C	18 °C	20 °C	22 °C	24 °C	26 °C	26 °C
50-100	3,0	According to fish's appetite	0,82	0,99	1,20	1,45	1,75	2,12	2,57	3,10	2,79	According to fish's appetite & O2 level
100-250	4,5		0,64	0,77	0,93	1,13	1,37	1,65	2,00	2,41	2,17	
250-500	6,0		0,55	0,66	0,80	0,97	1,17	1,42	1,71	2,07	1,87	
500-1000	6,0		0,48	0,58	0,70	0,84	1,02	1,23	1,49	1,81	1,62	
1000-2000	8,0		0,42	0,50	0,61	0,73	0,89	1,07	1,30	1,57	1,41	

* The feeding advice is expressed in % biomass/day.

* This feeding table is a guideline only and based on optimal conditions.

ECOLOGICAL FIGURES:

Discharge per 1000 kg production

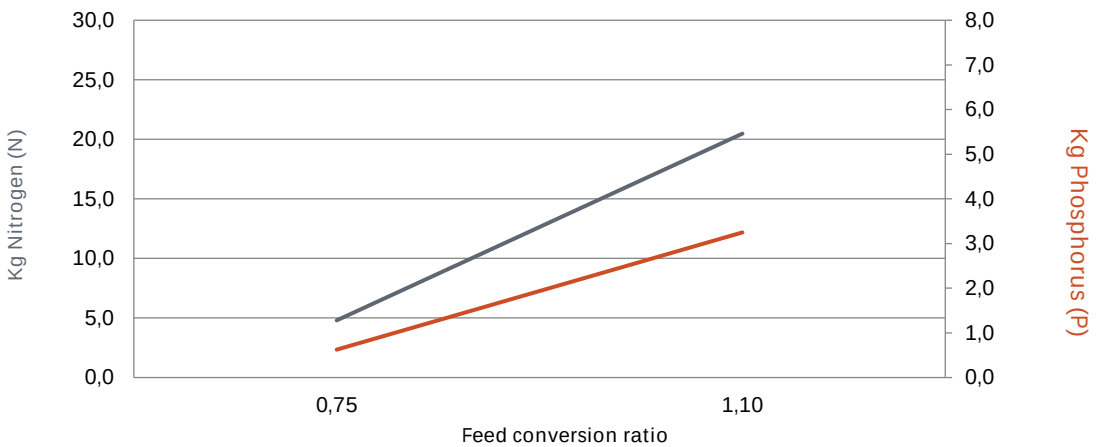

The values of the nutrients and vitamins are from the time of writing.

These values can vary due to natural variation in the ingredients. We reserve the right to change our recipe.

For the exact values we refer to the label.

11-2026

Alltech® COPPENS

PREMIUM SELECT

- High energy diet
- High attractivity
- Good performance
- For semi-intensive farming
- Good for autumn feeding

COMPOSITION:

Analyses (%)	3.0-8.0 mm	.0-20.0 mm	Sizes
Protein	32	32	3.0 mm
Fat	15	15	4.5 mm
Crude fibre	1,5	1,4	6.0 mm
Ash	11,7	13,7	8.0 mm
Total P	2,05	2,34	14.0 mm
			20.0 mm
Vitamins added			
Vitamin A (IE/kg)	10000	10000	

Energy (MJ/kg)		
Gross Energy	19,0	18,7
Digestible Energy	15,7	15,5

FEEDING TABLE FOR LOW FEED CONVERSION RATIO (FCR)

Fish weight (g)	Feed size (mm)	< 10 °C	10 °C	12 °C	14 °C	16 °C	18 °C	20 °C	22 °C	24 °C	26 °C	> 26 °C
50-100	3.0		0,83	1,00	1,21	1,47	1,77	2,14	2,59	3,14	2,82	
100-250	4.5		0,65	0,78	0,94	1,14	1,38	1,67	2,02	2,44	2,20	
250-500	6.0	According to fish's appetite	0,55	0,67	0,81	0,98	1,19	1,43	1,73	2,10	1,89	According to fish's appetite & O2 level
500-1000	6.0		0,48	0,58	0,71	0,85	1,03	1,25	1,51	1,82	1,64	
1000-2000	8,0		0,42	0,51	0,61	0,74	0,90	1,09	1,31	1,59	1,43	

* The feeding advice is expressed in % biomass/day.

* This feeding table is a guideline only and based on optimal conditions.

ECOLOGICAL FIGURES:

Discharge per 1000 kg production

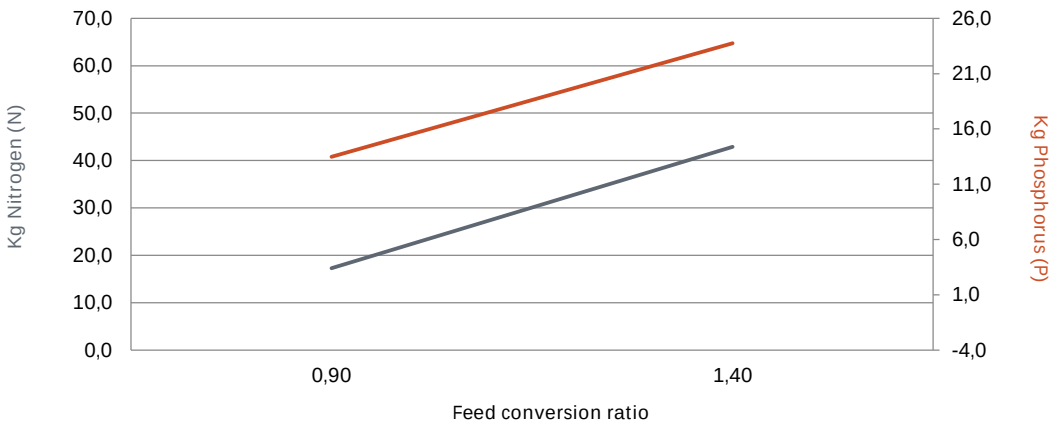

The values of the nutrients and vitamins are from the time of writing.

These values can vary due to natural variation in the ingredients. We reserve the right to change our recipe.

For the exact values we refer to the label.

11-2026

Alltech® COPPENS

INTENSIV

- Medium energy diet
- For semi-intensive farming
- Good performance

COMPOSITION:

Analyses (%)		Sizes
Protein	40	3.0 mm
Fat	10	4.5 mm
Crude fibre	1,3	6.0 mm
Ash	11,6	9.0 mm
Total P	1,93	

Vitamins added	
Vitamin A (IE/kg)	10000

Energy (MJ/kg)	
Gross Energy	18,5
Digestible Energy	14,8

FEEDING TABLE FOR LOW FEED CONVERSION RATIO (FCR)

Fish weight (g)	Feed size (mm)	< 10 °C	10 °C	12 °C	14 °C	16 °C	18 °C	20 °C	22 °C	24 °C	26 °C	> 26 °C
50-100	3.0	According to fish's appetite	0,84	1,02	1,23	1,49	1,80	2,18	2,63	3,19	2,87	According to fish's appetite & O2 level
100-250	4.5		0,66	0,79	0,96	1,16	1,40	1,70	2,05	2,48	2,23	
250-500	4.5		0,56	0,68	0,82	1,00	1,20	1,46	1,76	2,13	1,92	
500-1000	6.0		0,49	0,59	0,72	0,87	1,05	1,27	1,53	1,85	1,67	
1000-2000	9,0		0,43	0,52	0,62	0,75	0,91	1,10	1,33	1,61	1,45	

* The feeding advice is expressed in % biomass/day.

* This feeding table is a guideline only and based on optimal conditions.

ECOLOGICAL FIGURES:

Discharge per 1000 kg production

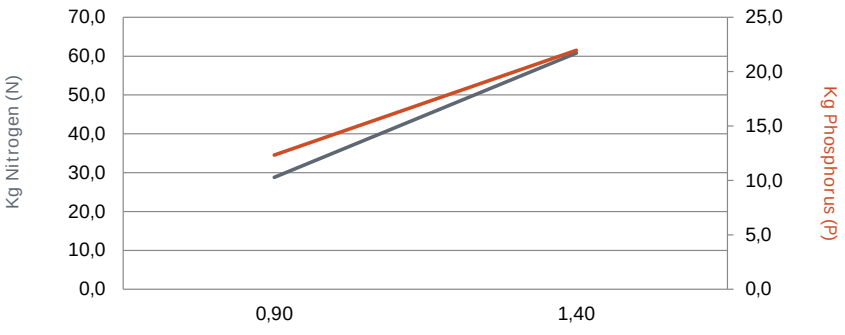

The values of the nutrients and vitamins are from the time of writing.

These values can vary due to natural variation in the ingredients. We reserve the right to change our recipe.

For the exact values we refer to the label.

11-2026

GROWER-13 EF

- Semi-intensive farming
- Good performance
- Very pallatable
- Optical feeding control

COMPOSITION:

Analyses (%)		Sizes
Protein	42	3.0 mm
Fat	13	4.5 mm
Crude fibre	1,7	6.0 mm
Ash	14,3	
Total P	2,23	

Vitamins added	
Vitamin A (IE/kg)	10000

Energy (MJ/kg)	
Gross Energy	18,9
Digestible Energy	15,9

FEEDING TABLE FOR LOW FEED CONVERSION RATIO (FCR)

Fish weight (g)	Feed size (mm)	< 10 °C	10 °C	12 °C	14 °C	16 °C	18 °C	20 °C	22 °C	24 °C	26 °C	26 °C
50-100	3,0		0,80	0,97	1,18	1,42	1,72	2,08	2,51	3,04	2,74	
100-250	4,5	According to fish's appetite	0,63	0,76	0,91	1,11	1,34	1,62	1,96	2,37	2,13	According to fish's appetite & O2 level
250-500	6,0		0,54	0,65	0,79	0,95	1,15	1,39	1,68	2,03	1,83	
500-1000	6,0		0,47	0,57	0,68	0,83	1,00	1,21	1,46	1,77	1,59	
1000-2000	6,0		0,41	0,49	0,60	0,72	0,87	1,05	1,27	1,54	1,39	

* The feeding advice is expressed in % biomass/day.

* This feeding table is a guideline only and based on optimal conditions.

ECOLOGICAL FIGURES:

Discharge per 1000 kg production

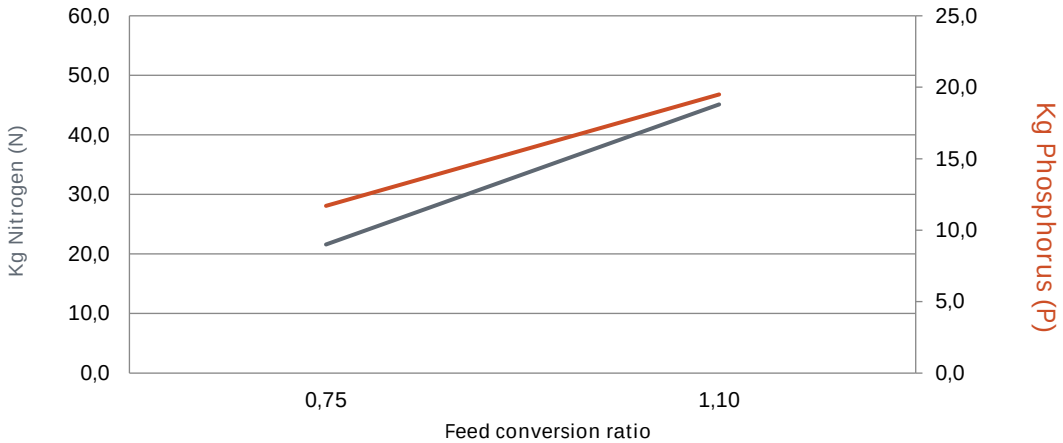

The values of the nutrients and vitamins are from the time of writing.

These values can vary due to natural variation in the ingredients. We reserve the right to change our recipe.

For the exact values we refer to the label.

11-2026

GROWER ASTAX

- For semi-intensive farming
- Good performance
- Optical feeding control

COMPOSITION:

Analyses (%)		Sizes
Protein	38	4.5 mm
Fat	8	6.0 mm
Crude fibre	3,0	8.0 mm
Ash	7,0	
Total P	1,07	
Astaxanthin (mg/kg)	25	

Vitamins added	
Vitamin A (IE/kg)	10000

Energy (MJ/kg)	
Gross Energy	18,4
Digestible Energy	14,8

FEEDING TABLE FOR LOW FEED CONVERSION RATIO (FCR)

Fish weight (g)	Feed size (mm)	< 10 °C	10 °C	12 °C	14 °C	16 °C	18 °C	20 °C	22 °C	24 °C	26 °C	> 26 °C
100-250	4.5	According to fish's appetite	0,69	0,83	1,01	1,22	1,47	1,78	2,16	2,61	2,35	According to fish's appetite & O2 level
250-500	6.0		0,59	0,72	0,87	1,05	1,27	1,53	1,85	2,24	2,01	
500-1000	6.0		0,52	0,62	0,75	0,91	1,10	1,33	1,61	1,95	1,75	
1000-2000	8.0		0,45	0,54	0,66	0,79	0,96	1,16	1,40	1,70	1,53	

* The feeding advice is expressed in % biomass/day.

* This feeding table is a guideline only and based on optimal conditions.

ECOLOGICAL FIGURES:

Discharge per 1000 kg production

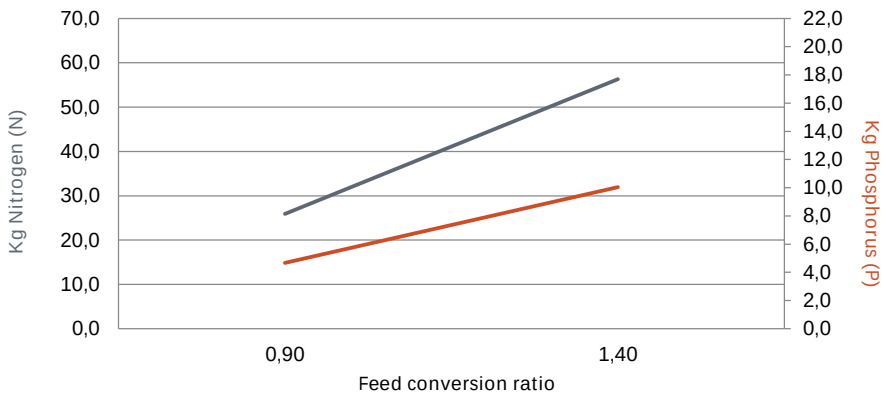

The values of the nutrients and vitamins are from the time of writing.

These values can vary due to natural variation in the ingredients. We reserve the right to change our recipe.

For the exact values we refer to the label.

11-2026

Alltech® COPPENS

REPRO

- Broodstock diet
- Optimal egg development
- High egg quality and fry survival

COMPOSITION:

Analyses (%)		Sizes
Protein	48	6.0 mm
Fat	15	9.0 mm
Crude fibre	0,8	
Ash	10,3	
Total P	1,67	
Astaxanthin (mg/kg)	40	

Vitamins added	
Vitamin A (IE/kg)	25000

Energy (MJ/kg)	
Gross Energy	20,3
Digestible Energy	17,8

FEEDING TABLE FOR LOW FEED CONVERSION RATIO (FCR)

Fish weight (g)	Feed size (mm)	< 10 °C	10 °C	12 °C	14 °C	16 °C	18 °C	20 °C	22 °C	24 °C	26 °C	> 26 °C
> 1500	6.0/9.0	According to fish's appetite	0,35	0,43	0,52	0,63	0,76	0,91	1,11	1,34	1,20	According to fish's appetite & O2 level

* The feeding advice is expressed in % biomass/day.

* This feeding table is a guideline only and based on optimal conditions.

ECOLOGICAL FIGURES:

Discharge per 1000 kg production

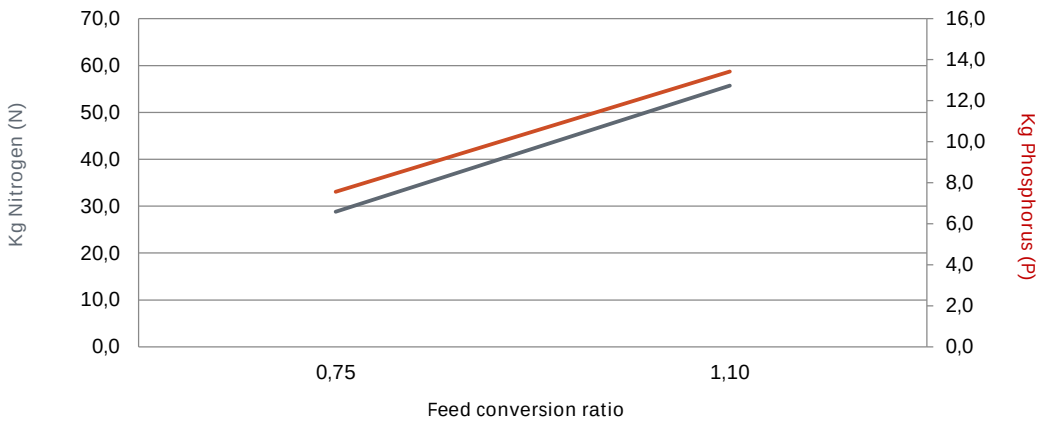

The values of the nutrients and vitamins are from the time of writing.

These values can vary due to natural variation in the ingredients. We reserve the right to change our recipe.

For the exact values we refer to the label.

11-2026