

2025 - 2026

# CARP

Carp farming is an ancient form of fish breeding. To this day, carp are still farmed for consumption, to populate natural waters, and for commercial fish ponds.



Sinking feed



Designed for RAS



Floating feed



Sustainability score



Semi-floating feed



With astaxanthine



Free from land animal protein



Low nitrogen and phosphorus emission



High digestibility



Improved resistance



Omega-3 fatty acids



**Alltech**® COPPENS

DEDICATED TO YOUR PERFORMANCE

# AQUATE™

Innovative premix in all **Alltech Coppens'** feeds.

- + Optimizes growth
- + Supports immune response
- + Optimizes digestive function
- + Contributes to mucous barrier protection
- + Contributes to external barrier protection



## BIO-MOS®

is a mannan-oligosaccharide, which is known to bind and drain opportunistic bacteria. This can result in a significant improvement of the intestinal flora. Additionally, it can improve the structure and length of the microvilli in the gut through which the nutrient intake can increase. **BIO-MOS®** contributes to mucous barrier protection.

### BIO-MOS®

Improves intestinal function

## BIOPLEX®

is a crucial element in our new premix. **BIOPLEX®** are organically bound trace elements such as zinc, copper, manganese & iron. With **BIOPLEX®** we can improve the health, growth & performance of the fish.

### BIOPLEX®

Improves performance

**Break with tradition and feed your animals the modern way.**

Alltech has proven that chelated trace minerals in the form of Bioplex® and Sel-Plex® can be included at significantly lower levels while improving animal performance. This optimizes animal mineral requirements and reduces negative environmental impacts. We call this innovation Alltech's Total Replacement Technology™ (TRT).

**TOTAL REPLACEMENT TECHNOLOGY®**

## ACTIGEN®

is derived from yeast cell walls and supports the fish's immune response. **Actigen®** furthermore optimizes growth in fish.

### ACTIGEN®

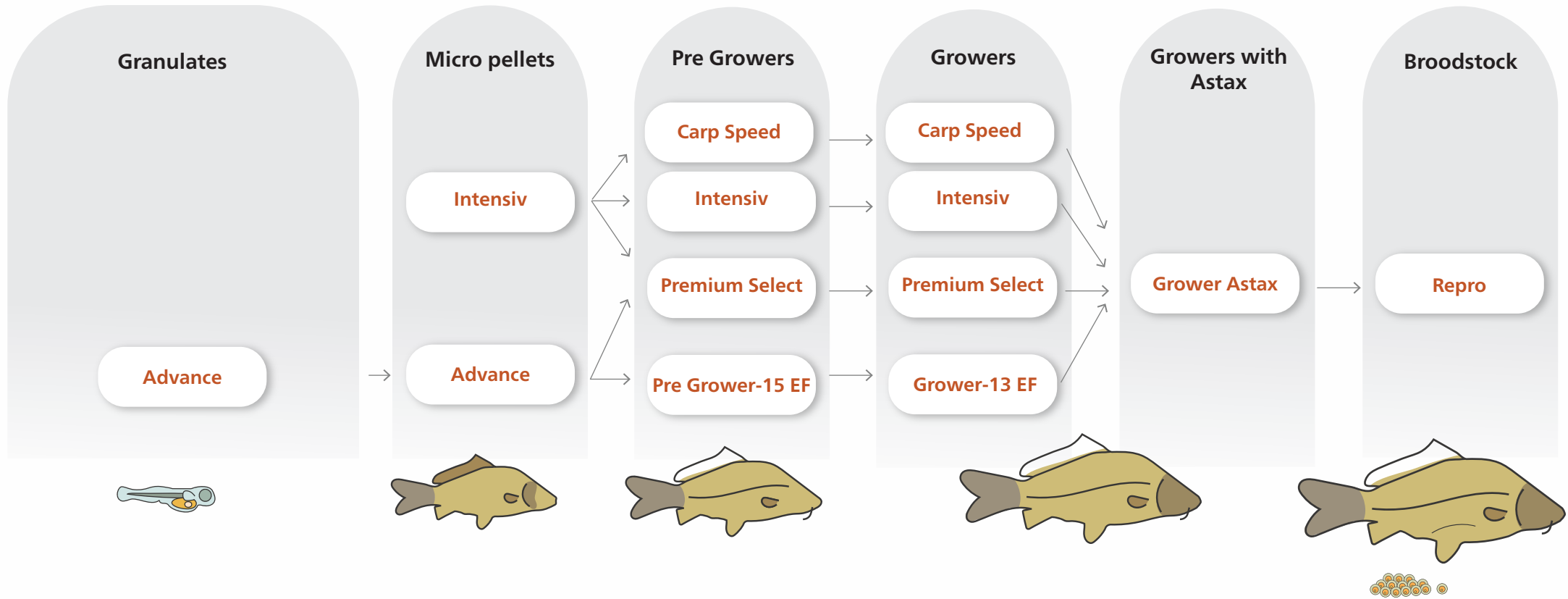
Helps maintain the immune system

**AQUATE™**



**Alltech® COPPENS**

# Carp feed overview



- For semi-intensive farming
- High performance
- High survival
- Medium energy starter diet



### COMPOSITION:

| Analyses (%) | 0.2-0.3 mm | 0.3-0.5 mm | 0.5-0.8 mm | 1.00 mm | 1.5 mm |
|--------------|------------|------------|------------|---------|--------|
| Protein      | 56         | 56         | 56         | 54      | 54     |
| Fat          | 15         | 15         | 15         | 15      | 15     |
| Crude fibre  | 0,3        | 0,3        | 0,3        | 0,5     | 0,5    |
| Ash          | 11,3       | 11,3       | 11,3       | 9,8     | 9,8    |
| Total P      | 1,77       | 1,77       | 1,77       | 1,42    | 1,42   |

### Vitamins added

|                   |       |       |       |       |       |
|-------------------|-------|-------|-------|-------|-------|
| Vitamin A (IE/kg) | 16667 | 16667 | 16667 | 11995 | 11995 |
|-------------------|-------|-------|-------|-------|-------|

### Energy (MJ/kg)

|                   |      |      |      |      |      |
|-------------------|------|------|------|------|------|
| Gross Energy      | 21,2 | 21,2 | 21,2 | 20,9 | 20,9 |
| Digestible Energy | 19,2 | 19,2 | 19,2 | 19,1 | 19,1 |

### FEEDING TABLE FOR OPTIMAL GROWTH

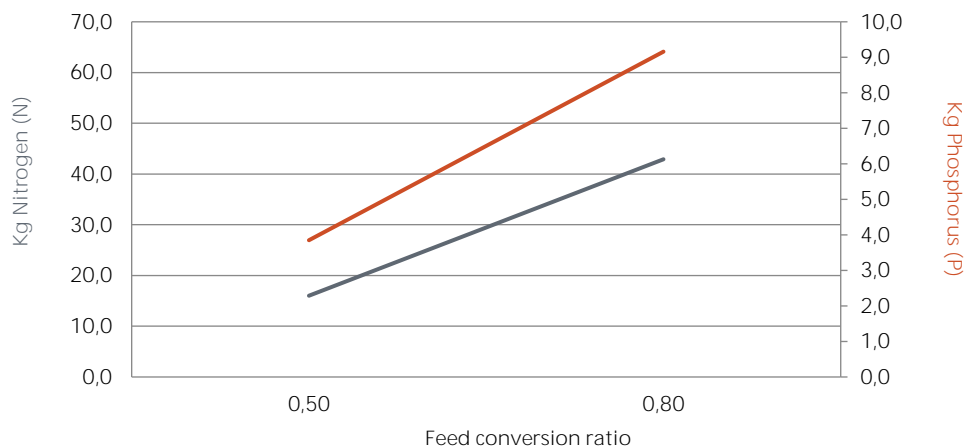
| Fish weight (g) | Feed size (mm) | <10°C                        | 10°C                    | 12°C | 14°C | 16°C | 18°C | 20°C | 22°C | 24°C | 26°C | >26°C                                   |
|-----------------|----------------|------------------------------|-------------------------|------|------|------|------|------|------|------|------|---|
| < 0.2           | 0.2-0.3        |                              | Larvae fed to satiation |      |      |      |      |      |      |      |      |   |
| 0.2-0.5         | 0.3-0.5        |                              | 2,23                    | 2,69 | 3,26 | 3,94 | 4,76 | 5,76 | 6,96 | 8,42 | 7,58 | According to fish's appetite & O2 level |
| 0.5-1.5         | 0.5-0.8        | According to fish's appetite | 1,91                    | 2,31 | 2,80 | 3,38 | 4,09 | 4,94 | 5,98 | 7,23 | 6,51 |   |
| 1.5-5           | 0.5-0.8        |                              | 1,66                    | 2,01 | 2,43 | 2,94 | 3,56 | 4,30 | 5,21 | 6,29 | 5,67 |   |
| 5.0-8.0         | 1.0-1.5        |                              | 1,24                    | 1,50 | 1,82 | 2,20 | 2,65 | 3,21 | 3,88 | 4,69 | 4,23 |   |
| 8.0-15.0        | 1.5            |                              | 1,10                    | 1,33 | 1,61 | 1,94 | 2,35 | 2,84 | 3,43 | 4,15 | 3,74 |   |

\* The feeding advice is expressed in % biomass/day.

\* This feeding table is a guideline only and based on optimal conditions.

### ECOLOGICAL FIGURES:

Discharge per 1000 kg production



The values of the nutrients and vitamins are from the time of writing.

These values can vary due to natural variation in the ingredients. We reserve the right to change our recipe.

For the exact values we refer to the label.

- Semi-intensive farming
- Good performance
- Excellent for roach



### COMPOSITION:

#### Analyses (%)

| Analyses (%) |      | Sizes  |
|--------------|------|--------|
| Protein      | 40   | 1.5 mm |
| Fat          | 10   |        |
| Crude fibre  | 1,5  |        |
| Ash          | 7,5  |        |
| Total P      | 1,41 |        |

#### Vitamins added

|                   |       |
|-------------------|-------|
| Vitamin A (IE/kg) | 13333 |
|-------------------|-------|

#### Energy (MJ/kg)

|                   |      |
|-------------------|------|
| Gross Energy      | 19,1 |
| Digestible Energy | 16,0 |

### FEEDING TABLE FOR LOW FEED CONVERSION RATIO (FCR)

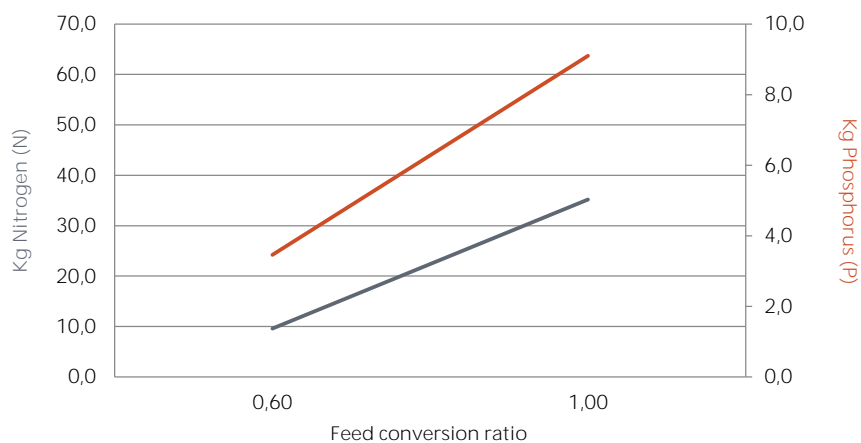
| Fish weight (g) | Feed size (mm) | < 10 °C                      | 10 °C | 12 °C | 14 °C | 16 °C | 18 °C | 20 °C | 22 °C | 24 °C | 26 °C | > 26 °C                                 |
|-----------------|----------------|------------------------------|-------|-------|-------|-------|-------|-------|-------|-------|-------|---|
| 8-15            | 1,5            |                              | 1,04  | 1,26  | 1,52  | 1,84  | 2,23  | 2,69  | 3,25  | 3,94  | 3,54  |   |
| 25-50           | 2,0            | According to fish's appetite | 0,87  | 1,05  | 1,27  | 1,53  | 1,85  | 2,24  | 2,71  | 3,28  | 2,95  | According to fish's appetite & O2 level |

\* The feeding advice is expressed in % biomass/day.

\* This feeding table is a guideline only and based on optimal conditions.

### ECOLOGICAL FIGURES:

Discharge per 1000 kg production



The values of the nutrients and vitamins are from the time of writing.

These values can vary due to natural variation in the ingredients. We reserve the right to change our recipe.

For the exact values we refer to the label.

- High energy diet
- High attractivity
- Good performance
- For semi-intensive farming
- Good for autumn feeding



### COMPOSITION:

| Analyses (%) |      | Sizes  |
|--------------|------|--------|
| Protein      | 32   | 2.0 mm |
| Fat          | 15   |        |
| Crude fibre  | 1,7  |        |
| Ash          | 7,8  |        |
| Total P      | 1,41 |        |

| Vitamins added    |       |
|-------------------|-------|
| Vitamin A (IE/kg) | 10002 |

| Energy (MJ/kg)    |      |
|-------------------|------|
| Gross Energy      | 19,6 |
| Digestible Energy | 16,4 |

### FEEDING TABLE FOR LOW FEED CONVERSION RATIO (FCR)

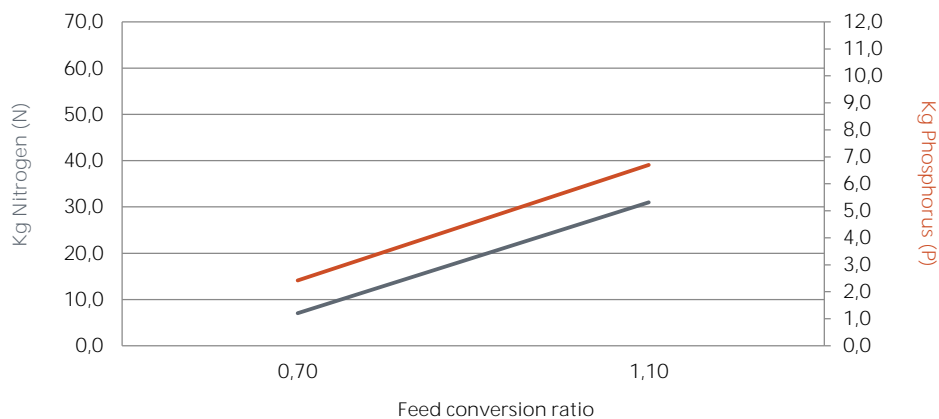
| Fish weight (g) | Feed size (mm) | < 10 °C                      | 10 °C | 12 °C | 14 °C | 16 °C | 18 °C | 20 °C | 22 °C | 24 °C | 26 °C | > 26 °C                                 |
|-----------------|----------------|------------------------------|-------|-------|-------|-------|-------|-------|-------|-------|-------|---|
| 15-25           | 2.0            |                              | 1,06  | 1,28  | 1,55  | 1,87  | 2,26  | 2,73  | 3,31  | 4,00  | 3,60  |   |
| 25-50           | 2.0            | According to fish's appetite | 0,93  | 1,13  | 1,36  | 1,65  | 1,99  | 2,41  | 2,92  | 3,53  | 3,17  | According to fish's appetite & O2 level |

\* The feeding advice is expressed in % biomass/day.

\* This feeding table is a guideline only and based on optimal conditions.

### ECOLOGICAL FIGURES:

Discharge per 1000 kg production



The values of the nutrients and vitamins are from the time of writing.

These values can vary due to natural variation in the ingredients. We reserve the right to change our recipe.

For the exact values we refer to the label.

- Good performance
- Very palatable



### COMPOSITION:

#### Analyses (%)

| Analyses (%) |      | Sizes  |
|--------------|------|--------|
| Protein      | 28   | 2.0 mm |
| Fat          | 8    |        |
| Crude fibre  | 3,5  |        |
| Ash          | 6,7  |        |
| Total P      | 0,75 |        |

#### Vitamins added

|                   |      |
|-------------------|------|
| Vitamin A (IE/kg) | 4000 |
|-------------------|------|

#### Energy (MJ/kg)

|                   |      |
|-------------------|------|
| Gross Energy      | 19,1 |
| Digestible Energy | 14,6 |

### FEEDING TABLE FOR LOW FEED CONVERSION RATIO (FCR)

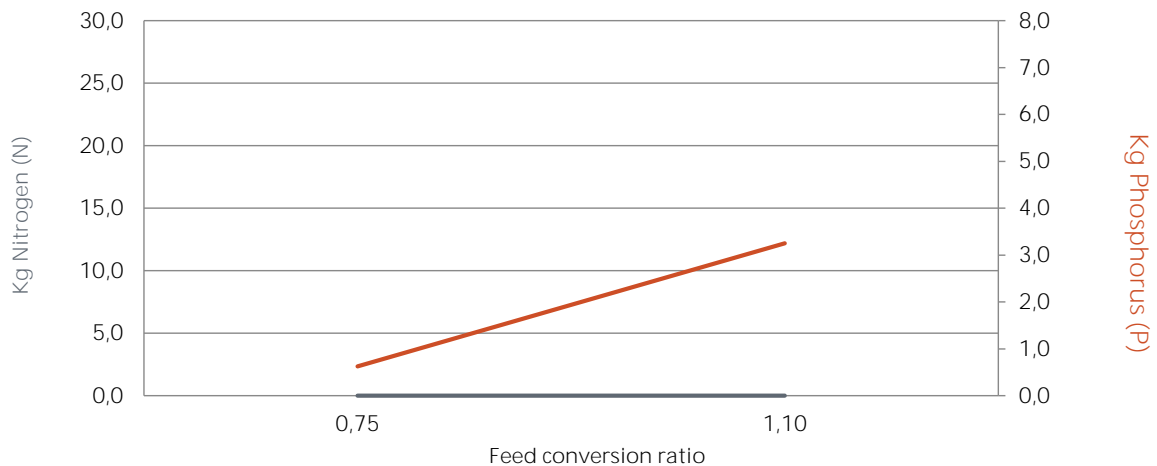
| Fish weight (g) | Feed size (mm) | < 10 °C               | 10 °C | 12 °C | 14 °C | 16 °C | 18 °C | 20 °C | 22 °C | 24 °C | 26 °C | 26 °C                 |
|-----------------|----------------|-----------------------|-------|-------|-------|-------|-------|-------|-------|-------|-------|-----------------------|
| 15-25           | 2,0            | According to appetite | 1,05  | 1,27  | 1,53  | 1,85  | 2,24  | 2,71  | 3,27  | 3,96  | 3,56  | According to appetite |
| 25-50           | 2              |                       | 0,92  | 1,12  | 1,35  | 1,63  | 1,97  | 2,39  | 2,89  | 3,49  | 3,14  |                       |

\* The feeding advice is expressed in % biomass/day.

\* This feeding table is a guideline only and based on optimal conditions.

### ECOLOGICAL FIGURES:

Discharge per 1000 kg production



The values of the nutrients and vitamins are from the time of writing.

These values can vary due to natural variation in the ingredients. We reserve the right to change our recipe.

For the exact values we refer to the label.

- Medium energy diet
- For semi-intensive farming
- Good performance



### COMPOSITION:

| Analyses (%) |      | Sizes  |
|--------------|------|--------|
| Protein      | 40   | 2.0 mm |
| Fat          | 10   |        |
| Crude fibre  | 1,5  |        |
| Ash          | 7,5  |        |
| Total P      | 1,41 |        |

| Vitamins added    |       |
|-------------------|-------|
| Vitamin A (IE/kg) | 13333 |

| Energy (MJ/kg)    |      |
|-------------------|------|
| Gross Energy      | 19,1 |
| Digestible Energy | 16,0 |

### FEEDING TABLE FOR LOW FEED CONVERSION RATIO (FCR)

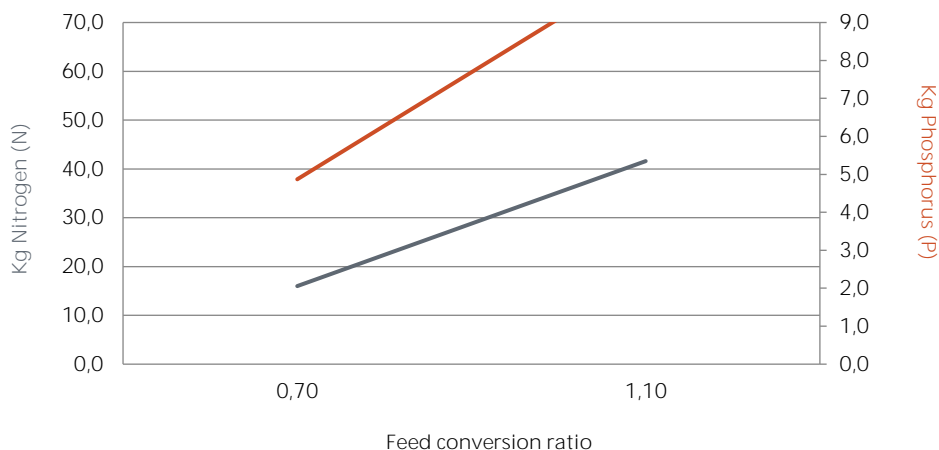
| Fish weight (g) | Feed size (mm) | < 10 °C                      | 10 °C | 12 °C | 14 °C | 16 °C | 18 °C | 20 °C | 22 °C | 24 °C | 26 °C | > 26 °C                                 |
|-----------------|----------------|------------------------------|-------|-------|-------|-------|-------|-------|-------|-------|-------|---|
| 15-25           | 2,0            |                              | 1,04  | 1,26  | 1,52  | 1,84  | 2,23  | 2,69  | 3,25  | 3,94  | 3,54  |   |
| 25-50           | 2,0            | According to fish's appetite | 0,87  | 1,05  | 1,27  | 1,53  | 1,85  | 2,24  | 2,71  | 3,28  | 2,95  | According to fish's appetite & O2 level |

\* The feeding advice is expressed in % biomass/day.

\* This feeding table is a guideline only and based on optimal conditions.

### ECOLOGICAL FIGURES:

Discharge per 1000 kg production



The values of the nutrients and vitamins are from the time of writing.

These values can vary due to natural variation in the ingredients. We reserve the right to change our recipe.

For the exact values we refer to the label.

- High performance
- Very palatable
- Optical feeding control



### COMPOSITION:

| Analyses (%)          |       | Sizes  |
|-----------------------|-------|--------|
| Protein               | 50    | 2.0 mm |
| Fat                   | 15    |        |
| Crude fibre           | 0,5   |        |
| Ash                   | 7,6   |        |
| Total P               | 1,33  |        |
| <b>Vitamins added</b> |       |        |
| Vitamin A (IE/kg)     | 11667 |        |
| <b>Energy (MJ/kg)</b> |       |        |
| Gross Energy          | 21,3  |        |
| Digestible Energy     | 19,2  |        |

### FEEDING TABLE FOR LOW FEED CONVERSION RATIO (FCR)

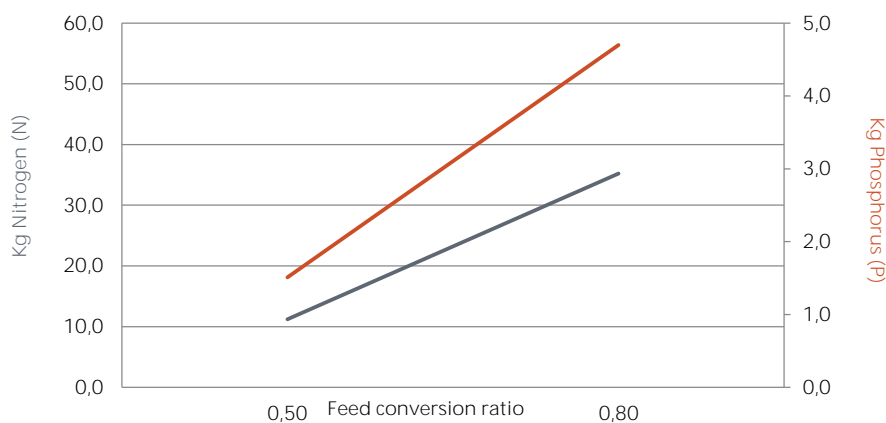
| Fish weight (g) | Feed size (mm) | < 10 °C                      | 10 °C | 12 °C | 14 °C | 16 °C | 18 °C | 20 °C | 22 °C | 24 °C | 26 °C | > 26 °C                                 |
|-----------------|----------------|------------------------------|-------|-------|-------|-------|-------|-------|-------|-------|-------|---|
| 15-25           | 2,0            | According to fish's appetite | 0,93  | 1,13  | 1,37  | 1,65  | 2,00  | 2,42  | 2,92  | 3,53  | 3,18  | According to fish's appetite & O2 level |
| 25-50           | 2,0            |                              | 0,82  | 1,00  | 1,20  | 1,46  | 1,76  | 2,13  | 2,58  | 3,11  | 2,80  |   |

\* The feeding advice is expressed in % biomass/day.

\* This feeding table is a guideline only and based on optimal conditions.

### ECOLOGICAL FIGURES:

Discharge per 1000 kg production



The values of the nutrients and vitamins are from the time of writing.

These values can vary due to natural variation in the ingredients. We reserve the right to change our recipe.

For the exact values we refer to the label.

- Good performance
- Very palatable



### COMPOSITION:

#### Analyses (%)

| Analyses (%) |      | Sizes  |
|--------------|------|--------|
| Protein      | 28   | 4.5 mm |
| Fat          | 8    | 6.0 mm |
| Crude fibre  | 3,5  | 8.0 mm |
| Ash          | 6,7  |        |
| Total P      | 0,75 |        |

#### Vitamins added

|                   |      |
|-------------------|------|
| Vitamin A (IE/kg) | 4000 |
|-------------------|------|

#### Energy (MJ/kg)

|                   |      |
|-------------------|------|
| Gross Energy      | 19,1 |
| Digestible Energy | 14,6 |

### FEEDING TABLE FOR LOW FEED CONVERSION RATIO (FCR)

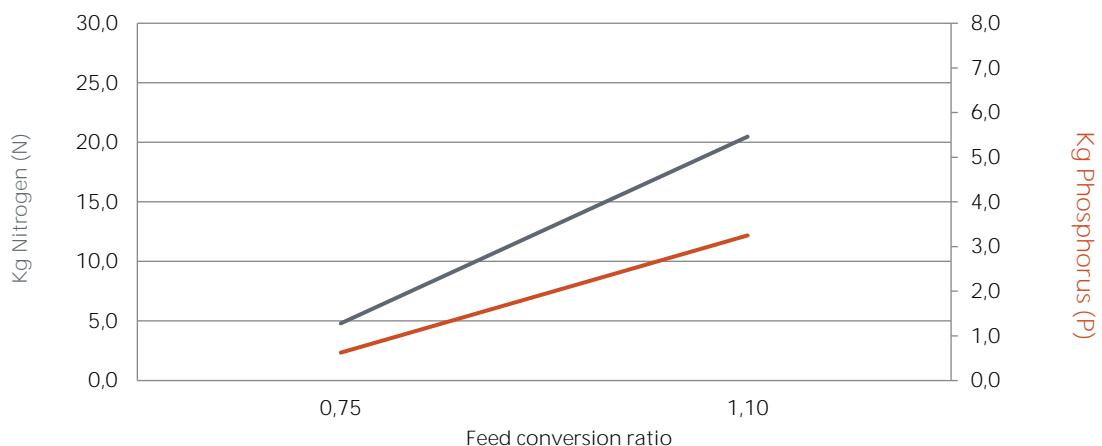
| Fish weight (g) | Feed size (mm) | < 10 °C                      | 10 °C | 12 °C | 14 °C | 16 °C | 18 °C | 20 °C | 22 °C | 24 °C | 26 °C | 26 °C                                   |
|-----------------|----------------|------------------------------|-------|-------|-------|-------|-------|-------|-------|-------|-------|---|
| 50-100          | 3,0            |                              | 0,82  | 0,99  | 1,20  | 1,45  | 1,75  | 2,12  | 2,57  | 3,10  | 2,79  |   |
| 100-250         | 4,5            | According to fish's appetite | 0,64  | 0,77  | 0,93  | 1,13  | 1,37  | 1,65  | 2,00  | 2,41  | 2,17  | According to fish's appetite & O2 level |
| 250-500         | 6,0            |                              | 0,55  | 0,66  | 0,80  | 0,97  | 1,17  | 1,42  | 1,71  | 2,07  | 1,87  |   |
| 500-1000        | 6,0            |                              | 0,48  | 0,58  | 0,70  | 0,84  | 1,02  | 1,23  | 1,49  | 1,81  | 1,62  |   |
| 1000-2000       | 8,0            |                              | 0,42  | 0,50  | 0,61  | 0,73  | 0,89  | 1,07  | 1,30  | 1,57  | 1,41  |   |

\* The feeding advice is expressed in % biomass/day.

\* This feeding table is a guideline only and based on optimal conditions.

### ECOLOGICAL FIGURES:

Discharge per 1000 kg production



The values of the nutrients and vitamins are from the time of writing.

These values can vary due to natural variation in the ingredients. We reserve the right to change our recipe.

For the exact values we refer to the label.

- High energy diet
- High attractivity
- Good performance
- For semi-intensive farming
- Good for autumn feeding



### COMPOSITION:

| Analyses (%) | 3.0-8.0 mm | ..0-20.0 mm | Sizes   |
|--------------|------------|-------------|---------|
| Protein      | 32         | 32          | 3.0 mm  |
| Fat          | 15         | 15          | 4.5 mm  |
| Crude fibre  | 1,7        | 1,5         | 6.0 mm  |
| Ash          | 7,8        | 11,9        | 8.0 mm  |
| Total P      | 1,41       | 2,10        | 14.0 mm |
|              |            |             | 20.0 mm |

### Vitamins added

|                   |       |       |
|-------------------|-------|-------|
| Vitamin A (IE/kg) | 10002 | 10000 |
|-------------------|-------|-------|

### Energy (MJ/kg)

|                   |      |      |
|-------------------|------|------|
| Gross Energy      | 19,6 | 19,4 |
| Digestible Energy | 16,4 | 16,0 |

### FEEDING TABLE FOR LOW FEED CONVERSION RATIO (FCR)

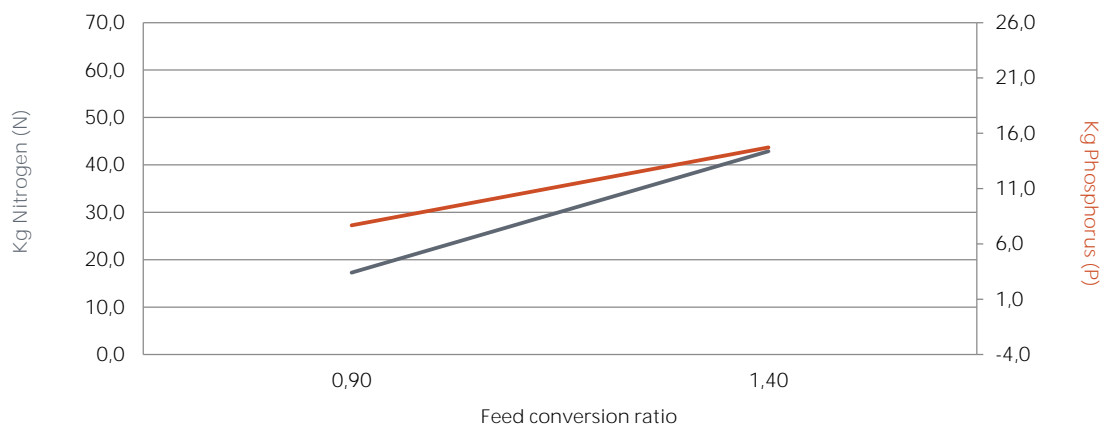
| Fish weight (g) | Feed size (mm) | < 10 °C                      | 10 °C | 12 °C | 14 °C | 16 °C | 18 °C | 20 °C | 22 °C | 24 °C | 26 °C | > 26 °C                                 |
|-----------------|----------------|------------------------------|-------|-------|-------|-------|-------|-------|-------|-------|-------|---|
| 50-100          | 3.0            |                              | 0,83  | 1,00  | 1,21  | 1,47  | 1,77  | 2,14  | 2,59  | 3,14  | 2,82  |   |
| 100-250         | 4.5            |                              | 0,65  | 0,78  | 0,94  | 1,14  | 1,38  | 1,67  | 2,02  | 2,44  | 2,20  |   |
| 250-500         | 6.0            | According to fish's appetite | 0,55  | 0,67  | 0,81  | 0,98  | 1,19  | 1,43  | 1,73  | 2,10  | 1,89  | According to fish's appetite & O2 level |
| 500-1000        | 6.0            |                              | 0,48  | 0,58  | 0,71  | 0,85  | 1,03  | 1,25  | 1,51  | 1,82  | 1,64  |   |
| 1000-2000       | 8.0            |                              | 0,42  | 0,51  | 0,61  | 0,74  | 0,90  | 1,09  | 1,31  | 1,59  | 1,43  |   |

\* The feeding advice is expressed in % biomass/day.

\* This feeding table is a guideline only and based on optimal conditions.

### ECOLOGICAL FIGURES:

Discharge per 1000 kg production



The values of the nutrients and vitamins are from the time of writing.

These values can vary due to natural variation in the ingredients. We reserve the right to change our recipe.

For the exact values we refer to the label.

- Medium energy diet
- For semi-intensive farming
- Good performance



### COMPOSITION:

| Analyses (%) |      | Sizes  |
|--------------|------|--------|
| Protein      | 40   | 3.0 mm |
| Fat          | 10   | 4.5 mm |
| Crude fibre  | 1,6  | 6.0 mm |
| Ash          | 11,3 | 9.0 mm |
| Total P      | 1,97 |        |

### Vitamins added

|                   |       |
|-------------------|-------|
| Vitamin A (IE/kg) | 10004 |
|-------------------|-------|

### Energy (MJ/kg)

|                   |      |
|-------------------|------|
| Gross Energy      | 18,7 |
| Digestible Energy | 15,2 |

### FEEDING TABLE FOR LOW FEED CONVERSION RATIO (FCR)

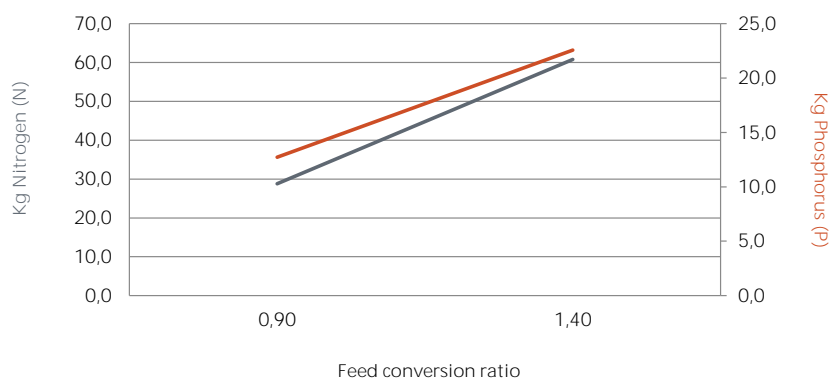
| Fish weight (g) | Feed size (mm) | < 10 °C                      | 10 °C | 12 °C | 14 °C | 16 °C | 18 °C | 20 °C | 22 °C | 24 °C | 26 °C | > 26 °C                                 |
|-----------------|----------------|------------------------------|-------|-------|-------|-------|-------|-------|-------|-------|-------|---|
| 50-100          | 3.0            |                              | 0,84  | 1,02  | 1,23  | 1,49  | 1,80  | 2,18  | 2,63  | 3,19  | 2,87  |   |
| 100-250         | 4.5            | According to fish's appetite | 0,66  | 0,79  | 0,96  | 1,16  | 1,40  | 1,70  | 2,05  | 2,48  | 2,23  | According to fish's appetite & O2 level |
| 250-500         | 4.5            |                              | 0,56  | 0,68  | 0,82  | 1,00  | 1,20  | 1,46  | 1,76  | 2,13  | 1,92  |   |
| 500-1000        | 6.0            |                              | 0,49  | 0,59  | 0,72  | 0,87  | 1,05  | 1,27  | 1,53  | 1,85  | 1,67  |   |
| 1000-2000       | 9.0            |                              | 0,43  | 0,52  | 0,62  | 0,75  | 0,91  | 1,10  | 1,33  | 1,61  | 1,45  |   |

\* The feeding advice is expressed in % biomass/day.

\* This feeding table is a guideline only and based on optimal conditions.

### ECOLOGICAL FIGURES:

Discharge per 1000 kg production



The values of the nutrients and vitamins are from the time of writing.

These values can vary due to natural variation in the ingredients. We reserve the right to change our recipe.

For the exact values we refer to the label.

- Semi-intensive farming
- Good performance
- Very palatable
- Optical feeding control



### COMPOSITION:

#### Analyses (%)

| Analyses (%) |      | Sizes  |
|--------------|------|--------|
| Protein      | 42   | 3.0 mm |
| Fat          | 13   | 4.5 mm |
| Crude fibre  | 1,5  | 6.0 mm |
| Ash          | 12,9 |        |
| Total P      | 2,21 |        |

#### Vitamins added

|                   |       |
|-------------------|-------|
| Vitamin A (IE/kg) | 10000 |
|-------------------|-------|

#### Energy (MJ/kg)

|                   |      |
|-------------------|------|
| Gross Energy      | 19,2 |
| Digestible Energy | 15,9 |

### FEEDING TABLE FOR LOW FEED CONVERSION RATIO (FCR)

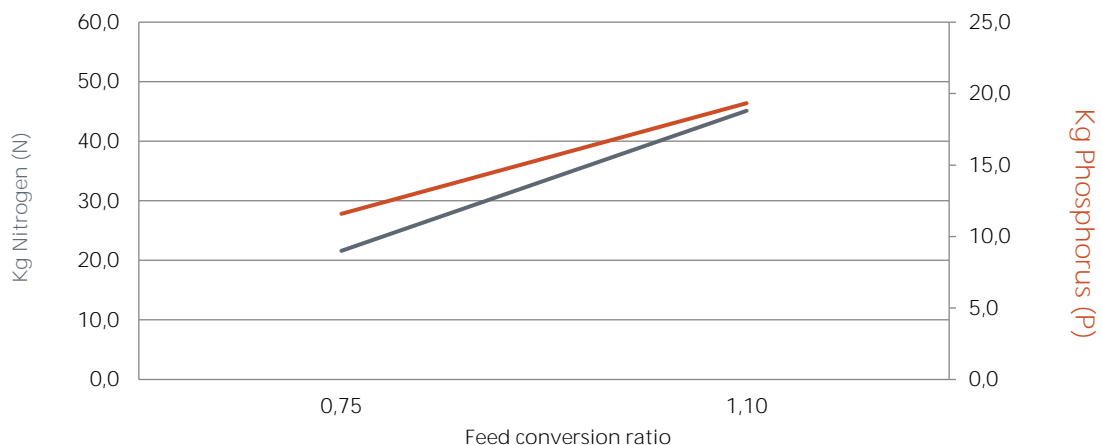
| Fish weight (g) | Feed size (mm) | < 10 °C                      | 10 °C | 12 °C | 14 °C | 16 °C | 18 °C | 20 °C | 22 °C | 24 °C | 26 °C | 26 °C                                   |
|-----------------|----------------|------------------------------|-------|-------|-------|-------|-------|-------|-------|-------|-------|---|
| 50-100          | 3,0            |                              | 0,80  | 0,97  | 1,18  | 1,42  | 1,72  | 2,08  | 2,51  | 3,04  | 2,74  |   |
| 100-250         | 4,5            | According to fish's appetite | 0,63  | 0,76  | 0,91  | 1,11  | 1,34  | 1,62  | 1,96  | 2,37  | 2,13  | According to fish's appetite & O2 level |
| 250-500         | 6,0            |                              | 0,54  | 0,65  | 0,79  | 0,95  | 1,15  | 1,39  | 1,68  | 2,03  | 1,83  |   |
| 500-1000        | 6,0            |                              | 0,47  | 0,57  | 0,68  | 0,83  | 1,00  | 1,21  | 1,46  | 1,77  | 1,59  |   |
| 1000-2000       | 6,0            |                              | 0,41  | 0,49  | 0,60  | 0,72  | 0,87  | 1,05  | 1,27  | 1,54  | 1,39  |   |

\* The feeding advice is expressed in % biomass/day.

\* This feeding table is a guideline only and based on optimal conditions.

### ECOLOGICAL FIGURES:

Discharge per 1000 kg production



The values of the nutrients and vitamins are from the time of writing.

These values can vary due to natural variation in the ingredients. We reserve the right to change our recipe.

For the exact values we refer to the label.

- For semi-intensive farming
- Good performance
- Optical feeding control



### COMPOSITION:

#### Analyses (%)

|                     |      | Sizes  |
|---------------------|------|--------|
| Protein             | 38   | 4.5 mm |
| Fat                 | 8    | 6.0 mm |
| Crude fibre         | 1,8  | 8.0 mm |
| Ash                 | 11,1 |        |
| Total P             | 1,85 |        |
| Astaxanthin (mg/kg) | 25   |        |

#### Vitamins added

|                   |       |
|-------------------|-------|
| Vitamin A (IE/kg) | 10000 |
|-------------------|-------|

#### Energy (MJ/kg)

|                   |      |
|-------------------|------|
| Gross Energy      | 17,9 |
| Digestible Energy | 14,6 |

### FEEDING TABLE FOR LOW FEED CONVERSION RATIO (FCR)

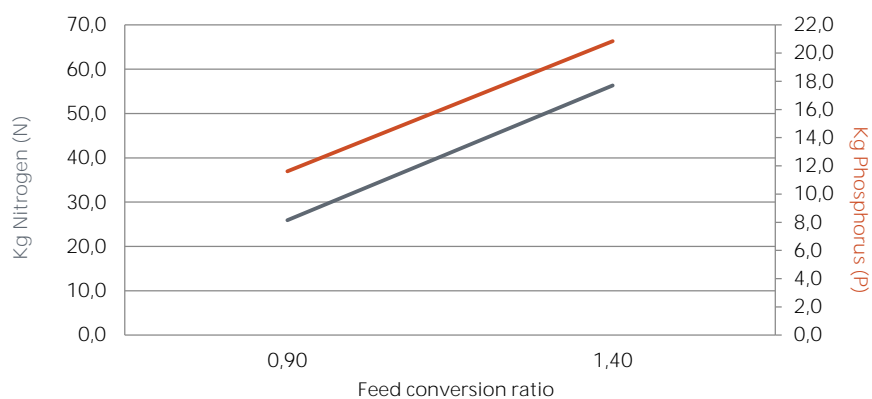
| Fish weight (g) | Feed size (mm) | < 10 °C                      | 10 °C | 12 °C | 14 °C | 16 °C | 18 °C | 20 °C | 22 °C | 24 °C | 26 °C | > 26 °C                                 |
|-----------------|----------------|------------------------------|-------|-------|-------|-------|-------|-------|-------|-------|-------|---|
| 100-250         | 4.5            |                              | 0,69  | 0,83  | 1,01  | 1,22  | 1,47  | 1,78  | 2,16  | 2,61  | 2,35  |   |
| 250-500         | 6.0            | According to fish's appetite | 0,59  | 0,72  | 0,87  | 1,05  | 1,27  | 1,53  | 1,85  | 2,24  | 2,01  | According to fish's appetite & O2 level |
| 500-1000        | 6.0            |                              | 0,52  | 0,62  | 0,75  | 0,91  | 1,10  | 1,33  | 1,61  | 1,95  | 1,75  |   |
| 1000-2000       | 8.0            |                              | 0,45  | 0,54  | 0,66  | 0,79  | 0,96  | 1,16  | 1,40  | 1,70  | 1,53  |   |

\* The feeding advice is expressed in % biomass/day.

\* This feeding table is a guideline only and based on optimal conditions.

### ECOLOGICAL FIGURES:

Discharge per 1000 kg production



The values of the nutrients and vitamins are from the time of writing.

These values can vary due to natural variation in the ingredients. We reserve the right to change our recipe.

For the exact values we refer to the label.

- Broodstock diet
- Optimal egg development
- High egg quality and fry survival



### COMPOSITION:

| Analyses (%)        |      | Sizes  |
|---------------------|------|--------|
| Protein             | 48   | 6.0 mm |
| Fat                 | 15   | 9.0 mm |
| Crude fibre         | 1,2  |        |
| Ash                 | 8,3  |        |
| Total P             | 1,34 |        |
| Astaxanthin (mg/kg) | 40   |        |

### Vitamins added

|                   |       |
|-------------------|-------|
| Vitamin A (IE/kg) | 25001 |
|-------------------|-------|

### Energy (MJ/kg)

|                   |      |
|-------------------|------|
| Gross Energy      | 20,6 |
| Digestible Energy | 17,8 |

### FEEDING TABLE FOR LOW FEED CONVERSION RATIO (FCR)

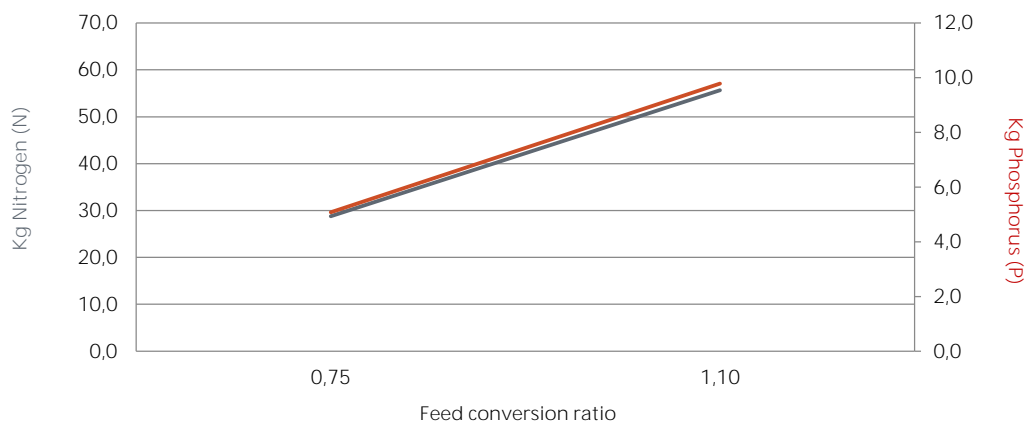
| Fish weight (g) | Feed size (mm) | < 10 °C                      | 10 °C | 12 °C | 14 °C | 16 °C | 18 °C | 20 °C | 22 °C | 24 °C | 26 °C | > 26 °C                                 |
|-----------------|----------------|------------------------------|-------|-------|-------|-------|-------|-------|-------|-------|-------|---|
| > 1500          | 6.0/9.0        | According to fish's appetite | 0,35  | 0,43  | 0,52  | 0,63  | 0,76  | 0,91  | 1,11  | 1,34  | 1,20  | According to fish's appetite & O2 level |

\* The feeding advice is expressed in % biomass/day.

\* This feeding table is a guideline only and based on optimal conditions.

### ECOLOGICAL FIGURES:

Discharge per 1000 kg production



The values of the nutrients and vitamins are from the time of writing.

These values can vary due to natural variation in the ingredients. We reserve the right to change our recipe.

For the exact values we refer to the label.